



SCREAMIN' EAGLE®

JANUARY '20



5 NEW PRODUCTS

A. SCREAMIN' EAGLE® HIGH-FLOW EXHAUST SYSTEM WITH STREET CANNON MUFFLERS



The Screamin' Eagle® High-Flow Exhaust system provides bolt-on performance by reducing the catalyst restrictions and improving exhaust flow. This exhaust system is optimized for use with Screamin' Eagle Stage Kit-equipped Milwaukee Eight® engines. The complete exhaust system starts with race-shop constructed oversized mandrel-bent and hand TIG-welded stainless steel head pipes, and flows through a unique crossover to improve the flow of spent cylinder gasses. The large inlet 4.5" Street Cannon mufflers feature baffles that are optimized for aggressive performance and sound under acceleration, and deliver a rich mellow note. The combination of tuned-flow headers and Street Cannon mufflers with relocated catalyst maximizes horsepower, maintains solid midrange torque and manages heat. The proof is in the horsepower and torque numbers. Dial the system to your motorcycle by using the Screamin' Eagle Pro Street Tuner to tune your ECM specifically to match your performance upgrades. The complete system includes exhaust headers pre-tapped for standard or Screamin' Eagle wide-band O2 sensors, large 4.5" diameter Street Cannon mufflers, and matching exhaust heat shields. Complete the look with your choice of custom muffler end caps (sold separately). 49-State U.S. EPA compliant. Refer to www.H-D.com/Shop for status.

Fits '17-later Touring models. Does not fit Trike models. Does not fit with Dominion Transmission Side Covers. Separate purchase of Screamin' Eagle 4.5" endcaps required. Not for use with Screamin' Eagle Stage IV 128CI or 131CI Kits or with Screamin' Eagle 131CI Performance Crate Engines. All models require ECM calibration with Screamin' Eagle Pro Street Tuner for proper installation. See Dealer for details.

**65600329 Stainless Steel
w/Satin Black Mufflers.**

**65600330 Gloss Black
w/Gloss Black Mufflers.**

**65600331 Chrome
w/Chrome Mufflers.**

**65600332 Satin Black
w/Satin Black Mufflers.**

Street legal and/or street compliant statements refer to products meeting EPA (49-State) and/or California (50-State) emissions and noise standards in the United States as specified.

The street legal and/or street compliant statements may not apply to markets outside of the United States.





B. MUFFLER END CAPS-4.5"

These easy-to-install performance end caps allow you to finish your 4.5" Screamin' Eagle® Street Cannon mufflers your way. Sold in pairs. Installation hardware included.

Fits '17-later Touring models equipped with 4.5" Screamin' Eagle Street Cannon Mufflers and Screamin' Eagle High-Flow Exhaust Systems with 4.5" Street Cannon Mufflers.

65100196	Blunt/ Stainless Steel.
65100205	Slash Up/Down/ Out-Gloss Black.



7 NEW PRODUCTS

A. SCREAMIN' EAGLE® MILWAUKEE-EIGHT® ENGINE STAGE IV KIT 114CI OR 117CI TO 131CI

Go big or go home. With the largest displacement of any Harley-Davidson® Stage Kit, this 114CI to 131CI Stage IV Kit was designed to deliver maximum horsepower – all the way to the redline. Packaged with patent-protected cylinder technology, it allows for the largest bolt-on engine upgrade to any Milwaukee-Eight® motor. Features new CNC-ported heads with 1mm bigger valves and fully machined combustion chambers. Coupled with the kit's high-lift SE8-517 cam, high compression pistons and a 64mm throttle body and intake manifold, this combination delivers a thrilling 131 ft-lb of torque and 121 HP rear-wheel output when paired with Screamin' Eagle® Street Cannon Mufflers.. It's designed to run wide open at high-end RPMs and provide a significant boost of torque from cruising speed. You'll feel the difference as soon as you twist the throttle. When installed by an authorized Harley-Davidson Dealer® within 60 days of the vehicle purchase, compliant kits do not impact the vehicle's limited warranty.

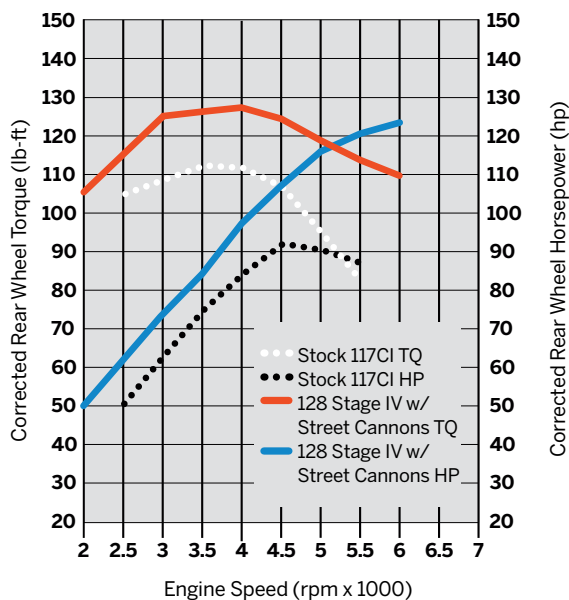
- Delivers increased response throughout the entire RPM range
- Provides thrilling acceleration when twisting the throttle
- Maintains flat torque curve from cruising RPM to redline
- Can be installed without removing the engine from chassis

49-State U.S. EPA Compliant on '17-later Touring Models.

Performance components include:

- Screamin' Eagle CNC Ported Cylinder Head with CNC machined chamber and 1mm larger valves
- 131 Stage IV Timer cover
- SE8-517 High-Lift Cam
- Forged High Compression Pistons
- Screamin' Eagle High Performance Cam Bearing
- Screamin' Eagle High Performance Tappets
- Screamin' Eagle 4.31" Steel Sleeve Cylinders
- Screamin' Eagle 64mm Throttle Body and Cast Manifold
- Screamin' Eagle High Flow Injectors (5.5 g/sec)

Milwaukee-Eight Twin-Cooled 117 Stock vs. 128 Stage IV with Street Cannon Mufflers





A

Oil Cooled:



Fits '17-later Touring models equipped with air/Oil-Cooled Milwaukee-Eight® 114 or 117CI engine. Does not fit Trike models. '17-'19 models require separate purchase of High-Capacity Oil Pump P/N 62400247. '17-'18 Screamin' Eagle® High-Capacity Clutch Plate Kit P/N 37000258. Not for use with Screamin' Eagle High-Flow Exhaust Systems with Street Cannon Mufflers. All models require ECM recalibration with the Pro Street Tuner for proper installation.

114CI or 117CI to 131CI - Oil Cooled

92500079 Black Highlighted.

92500082 Black Granite.

Twin-Cooled:

Fits '17-later Touring models equipped with Twin-Cooled Milwaukee-Eight 114 or 117CI engine. Does not fit Trike models. '17-'19 models require separate purchase of High-Capacity Oil Pump P/N 62400248. '17-'18 Screamin' Eagle High-Capacity Clutch Plate Kit P/N 37000258. All models require ECM recalibration with the Pro Street Tuner for proper installation.

114CI or 117CI to 131CI - Twin-Cooled™

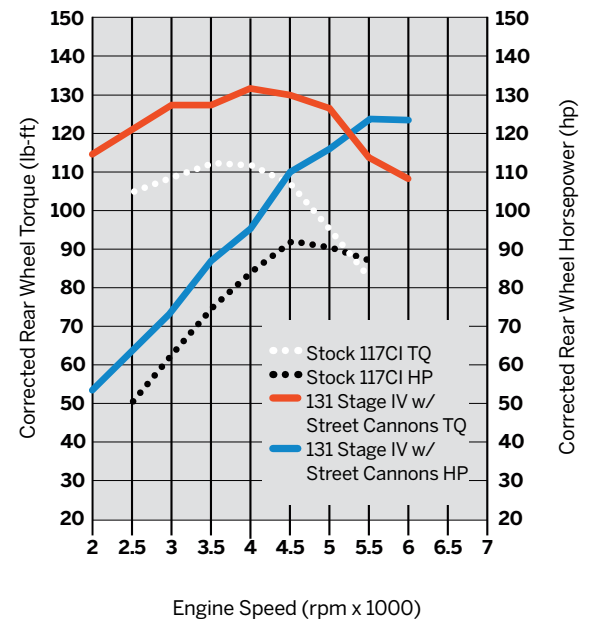
92500080 Black Highlighted.

92500081 Black Granite.



A

Milwaukee-Eight Twin-Cooled 117 Stock vs. 131 Stage IV with Street Cannon Mufflers



Street legal and/or street compliant statements refer to products meeting EPA (49-State) and/or California (50-State) emissions and noise standards in the United States as specified.

The street legal and/or street compliant statements may not apply to markets outside of the United States.

9 NEW PRODUCTS

A. SCREAMIN' EAGLE® MILWAUKEE-EIGHT® 12 ENGINE STAGE IV KIT – 107CI TO 128CI

This Stage IV Kit was designed to deliver maximum horsepower – all the way to the redline. Features new CNC-ported heads with 1mm bigger valves and fully machined combustion chambers. Coupled with the kit's high-lift SE8-517 cam, high compression pistons and a 64mm throttle body and intake manifold, this combination delivers a thrilling 126 ft-lb of torque and 121 HP rear-wheel output when paired with Screamin' Eagle® Street Cannon Mufflers. It's designed to run wide open at high-end RPMs and provide a significant boost of torque from cruising speed. You'll feel the difference as soon as you twist the throttle. When installed by an authorized Harley-Davidson® Dealer within 60 days of the vehicle purchase, compliant kits do not impact the vehicle's limited warranty.

- Delivers increased response throughout the entire RPM range
- Provides thrilling acceleration when twisting the throttle
- Maintains flat torque curve from cruising RPM to redline
- Can be installed without removing the engine from chassis

49-State U.S. EPA Compliant on '17-later Touring Models.

Performance components include:

- Screamin' Eagle CNC Ported Cylinder Head with CNC machined chamber and 1mm larger valves
- 128 Stage IV Timer cover
- SE8-517 High-Lift Cam
- Forged High Compression Pistons
- Screamin' Eagle High Performance Cam Bearing
- Screamin' Eagle High Performance Tappets
- Screamin' Eagle 4.31" Steel Sleeve Cylinders
- Screamin' Eagle 64mm Throttle Body and Cast Manifold
- Screamin' Eagle High Flow Injectors (5.5 g/sec)

92500077 Twin-Cooled™ - Black Highlighted.

Fits '17-later Touring models equipped with Twin-Cooled Milwaukee-Eight® 107CI engine. Does not fit Trike models. '17-'19 models require separate purchase of High-Capacity Oil Pump P/N 62400248. '17-'18 Screamin' Eagle High-Capacity Clutch Plate Kit P/N 37000258. All models require ECM recalibration with the Pro Street Tuner for proper installation.

92500078 Oil-Cooled - Black Highlighted.

Fits '17-later Touring models equipped with air/Oil-Cooled Milwaukee-Eight 107CI engine. Does not fit Trike models. '17-'19 models require separate purchase of High-Capacity Oil Pump P/N 62400247. '17-'18 Screamin' Eagle High-Capacity Clutch Plate Kit P/N 37000258. All models require ECM recalibration with the Pro Street Tuner for proper installation.





B

B. SCREAMIN' EAGLE® STAGE KIT INSERTS

Showcase your bike's performance enhancements with the Screamin' Eagle® Stage Inserts. The Stage Inserts are made to complement the Screamin' Eagle Timer Cover Base (sold separately).

Fits '18-later Softail and '17-later Touring and Trike models equipped with Screamin' Eagle Timer Cover Base P/N 25600117.

25600129 131 Stage IV.

25600127 128 Stage IV.



B



B

Street legal and/or street compliant statements refer to products meeting EPA (49-State) and/or California (50-State) emissions and noise standards in the United States as specified.

The street legal and/or street compliant statements may not apply to markets outside of the United States.

11 NEW PRODUCTS

A. SCREAMIN' EAGLE® MILWAUKEE-EIGHT® ④ ENGINE EXTREME CNC PORTED CYLINDER HEADS

Designed as part of the 128CI and 131CI Screamin' Eagle® Milwaukee-Eight® Stage IV Performance Kit, this second generation of Extreme Ported Cylinder Heads has been meticulously designed to optimize air/fuel flow and velocity. Improving on the first generation of CNC-Ported Milwaukee-Eight® Cylinder Heads, the Screamin' Eagle team refined the intake and exhaust ports to maximize the flow of high-velocity air through the 1mm larger valves of 128CI and 131CI engines and fully machined the combustion chamber to optimize combustion efficiency. When combined with a larger bore throttle body, these CNC Cylinder Heads provide significantly improved efficiency of cylinder filling, leading to more explosive power and increased rear-wheel torque compared to stock. The Extreme Ported Cylinder Heads are factory equipped with high-performance valve springs that remain stable with high-lift cams and in high-RPM operation.

Replacement cylinder heads for Air/Oil-Cooled™ '17-later Milwaukee-Eight models equipped with 128 or 131CI Stage IV kits. All models require ECM calibration with Screamin' Eagle Pro Street Tuner for proper installation. See Dealer for details.

16500750	Oil Cooled - Black Highlighted.
-----------------	--

16500749	Oil Cooled - Black Granite.
-----------------	--

Replacement cylinder heads for Twin-Cooled '17-later Milwaukee-Eight models equipped with 128 or 131CI Stage IV kits. All models require ECM calibration with Screamin' Eagle Pro Street Tuner for proper installation. See Dealer for details.

16500748	Twin-Cooled™ - Black Highlighted.
-----------------	--

16500747	Twin-Cooled - Black Granite.
-----------------	---





B. SCREAMIN' EAGLE® 4.310" BIG BORE BOLT-ON CYLINDERS MILWAUKEE-EIGHT POWERTRAIN

Increase the displacement of your Milwaukee-Eight® engine without removing the engine from the chassis. The Screamin' Eagle® team has engineered a patent-protected 4.310" Big Bore Cylinder that increases the internal bore but slips into the existing case bore without modification. When combined with the appropriate piston and flywheel combination in the Screamin' Eagle Stage IV kits, these cylinders can increase the displacement of your Milwaukee-Eight® engine from 107CI to 128CI or a 114CI & 117CI to 131CI. The kit includes front and rear cylinders and gaskets.

Replacement cylinders for '17-later Milwaukee-Eight models equipped with 128 or 131CI Stage IV kits.

16800210 Black Highlighted.

16800212 Black Granite.



C. SCREAMIN' EAGLE HIGH COMPRESSION PISTONS

Developed to work in concert with the Screamin' Eagle® Milwaukee-Eight® 128CI and 131CI Stage IV kits, these pistons increase the engine's compression and deliver impressive gains in torque and horsepower when coupled with those kits. Forged from high-strength aluminum, the pistons are precision-machined and feature coated skirts for a tight-tolerance fit and quieter operation. Complete kit includes two pistons, rings, wrist pins and clips.

21900101 128" - 4.310" Bore x 4.375" Stroke.

Replacement pistons for '17-later Milwaukee-Eight models equipped with 128CI Stage IV kits.

21900099 131" - 4.310" Bore x 4.5" Stroke.

Replacement pistons for 17-later Milwaukee-Eight models equipped with 131CI Stage IV kits.



D. SCREAMIN' EAGLE SE8-517 CAM

Developed for Milwaukee-Eight® 128CI and 131CI Stage IV kits, this high-performance cam enhances efficient filling of the cylinder at the optimum timing. Offered as a stand-alone component for the engine builder looking to develop a custom performance recipe, it provides premium mid- to upper-range power.

25400353

Replacement cam for models equipped with Screamin' Eagle Milwaukee-Eight 128 or 131CI Stage IV kits.



Street legal and/or street compliant statements refer to products meeting EPA (49-State) and/or California (50-State) emissions and noise standards in the United States as specified.

The street legal and/or street compliant statements may not apply to markets outside of the United States.

13 NEW PRODUCTS

A. SCREAMIN' EAGLE®

MILWAUKEE-EIGHT® ENGINE 131 PERFORMANCE CRATE ENGINE

Leave other riders in the dust with the biggest, most powerful street-compliant crate performance engine Harley-Davidson has ever created. Built from the bottom up in Milwaukee, this street-tuned 131-cubic-inch Screamin' Eagle® Crate Engine is designed to run with a wide open throttle at high engine speeds and provide instant passing power from cruising speed. Made for riders seeking maximum displacement, compression and flow, it delivers 131 ft-lb of torque to the rear wheel as soon as the throttle is cranked. Stage IV equipped engine includes 131 Stage IV badging on the cylinder heads and timer cover to highlight the powerplant. Ready for bolt-in installation in the Original Equipment-style chassis of your Touring bike. No special fabrication or engine-mount relocation is required. Engine features one-year manufacturer's warranty for unmatched confidence. Eligible for coverage under factory vehicle warranty when dealer-installed within 60 days of vehicle purchase.

Designed and tested at the Harley-Davidson® powertrain factory to ensure the highest quality construction, this street-ready performance motor features the finest Screamin' Eagle components:

- Engraved CNC-ported cylinder head with CNC-machined chamber and 1mm larger valves.
- SE8-517 high-lift cam
- High-compression forged pistons
- High-performance cam bearing
- High-performance tappets
- Patent-protected 4.31" steel sleeve cylinders.
- 64mm throttle body and cast manifold.
- 5.5 g/sec fuel injectors

Pending approval for 49-State U.S. EPA Compliant on '20-later Touring Models.

Refer to www.H-D.com/Shop for status.





A

Fits '20-later Touring models equipped with air/Oil-Cooled 114 or 117CI Milwaukee-Eight® engine. Does not fit Trike models. Requires separate purchase of Head Pipe P/N 65600177 and Oil Cooler Fan Assist P/N 62700204. '17-'18 models require separate purchase of Screamin' Eagle® High-Capacity Clutch Plate Kit P/N 37000258. All models require ECM recalibration with Screamin' Eagle Pro Street Tuner for proper installation.

16200339 Oil Cooled - Black & Chrome.

16200340 Oil Cooled - Black & Gloss Black.

Fits '20-later Touring models equipped with Twin-Cooled™ 114 or 117CI Milwaukee-Eight engine. Does not fit Trike models. Requires separate purchase of Head Pipe P/N 65600177. '17-'18 models require Screamin' Eagle High-Capacity Clutch Plate Kit P/N 37000258. All models require ECM recalibration with Screamin' Eagle Pro Street Tuner for proper installation.

16200521 Twin-Cooled™ - Black & Chrome.

16200522 Twin-Cooled - Black & Gloss Black.



A

Street legal and/or street compliant statements refer to products meeting EPA (49-State) and/or California (50-State) emissions and noise standards in the United States as specified.

The street legal and/or street compliant statements may not apply to markets outside of the United States.

NOTE: Replacement engines must be re-fitted with emission control devices and systems appropriate for the vehicle model and model year in order to ensure emissions compliance. Failure to do so constitutes tampering under U.S. EPA guidelines and can lead to substantial fines and penalties.

Legal for use on public roads only when installed in the specified models. Not legal for use on public roads when installed in models other than the ones specified and not eligible for the P&A 24-month warranty when installed in models other than the ones specified. Please see the Parts and Accessories warranty statement and your dealer for more information.



STYLE



17 NEW PRODUCTS

ENDGAME COLLECTION - GRAPHITE

Push your custom style to the edge. The Endgame collection is defined by its slotted design and high-tech, industrial look. The intense black rubber inserts on the controls are set against a matte graphite finish that complements black or bright finishes.

A. ENDGAME COLLECTION HAND GRIPS - GRAPHITE

Featuring raised black rubber inserts with a graphite surround, these 1.5" diameter grips deliver superior control and tough industrial styling. Easy-to-install glueless design allows you to remove grips for service without damage.

56100391

Fits '20-later LiveWire, '16-'17 Dyna® FXDLS and '16-later Softail® models, '14-'15 FLSTNSE, '11-'12 FLSTSE, '13-'14 FXSBSE, and '08-later Touring (except '18-later FLTRXSE) and Trike models.



B. ENDGAME COLLECTION FOOTPEGS - GRAPHITE

Finish off the high-tech, industrial look with Endgame Footpegs. Kit includes slotted left and right footpegs with raised diamond-tread rubber grips to help keep your feet firmly in place.

50501641 Rider.

Fits '18-later FLSE, FXBB, FXBBS, FXBR, FXBRS, FXLR and FXLRS models.

50501643 Passenger.

Fits passenger position on '20-later LiveWire™ and '18-later Softail models.

50501645

Fits models with H-D® male mount style footpeg supports (except the rider position on '15-later XG, '07-'10 XL883L, '07-later XL883N, XL1200N, XL1200V and XL1200X, '11-later XL1200C and XL1200T, '18-later XL1200NS and XL1200XS, '08-'13 XR and '08-'17 FXCW, FXCWC, FXS, FXSB, FXSBSE and FXSE and the rider and passenger position on '18-later Softail models).



C. ENDGAME COLLECTION RIDER FOOTBOARDS - GRAPHITE

With their slotted design, these Endgame Footboards add a custom industrial look to your ride. These footboards feature four raised rubber pads for superior grip and Harley-Davidson script for added style. Kit includes left and right footboards.

50501648

Fits '18-later FL Softail models equipped with rider footboards.

50501649

Fits '09-later Touring models.





D



D

D. **ENDGAME COLLECTION BRAKE PEDAL PAD - GRAPHITE**

Showcasing a slotted design and graphite finish, these easy-to-install brake pedal pads complement the Endgame Collection controls to give your ride a custom industrial look.

50600386

Fits '18-later FL SL, FL DE, FL FB, FL FBS, FL HC, and FL HS models equipped with Endgame Brake Lever P/N 41600299 or 41600298 and '14-later Touring models equipped with Endgame Brake Lever P/N 41600305 or P/N 41600304.

E. **ENDGAME COLLECTION BRAKE LEVER - GRAPHITE**

Styled to complement the Endgame Collection controls, this Rear Brake Lever features a slotted design that will give your bike an industrial look.

41600298

Fits '18-later FL Softail® models equipped with Footboards.

41600304

Fits '14-later Touring and Trike models.



D/E



E



F

F. **ENDGAME COLLECTION SHIFTER PEG - GRAPHITE**

With its slotted design, this easy-to-install shifter peg complements the high-tech, industrial look of the Endgame Collection footpegs and footboards

33600295

Fits '86-later FL Softail®, '88-later Touring and '08-later Trike models equipped with Endgame Collection Shift Levers.

G. **ENDGAME COLLECTION SHIFT LEVER-GRAPHITE**

Styled to complement the Endgame Collection controls, this Shift Lever features a slotted design that will give your bike a high-tech, industrial look.

33600292

Fits '86-later FL Softail, '88-later Touring and '08-later Trike models.



F/G

19 NEW PRODUCTS

ENDGAME COLLECTION - BLACK

Push your custom style to the edge. The Endgame collection is defined by its slotted design and high-tech, industrial look. The intense black rubber and matte black finish gives you a powerful new way to highlight your high-performance machine.

A. ENDGAME COLLECTION HAND GRIPS – BLACK ANODIZED

Featuring raised black rubber inserts with a black surround, these 1.5" diameter grips deliver superior control and tough industrial styling. Easy-to-install glueless design allows you to remove grips for service without damage.

56100394

Fits '20-later LiveWire, '16-'17 Dyna FXDLS and '16-later Softail® models, '14-'15 FLSTNSE, '11-'12 FLSTSE, '13-'14 FXSBSE, and '08-later Touring (except '18-later FLTRXSE) and Trike models.



B. ENDGAME COLLECTION FOOTPEGS - BLACK ANODIZED

Finish off the high-tech, industrial look with Endgame Footpegs. Kit includes slotted left and right footpegs with raised diamond-tread rubber grips to help keep your foot firmly in place.

50501684 Rider.

Fits '18-later FLSB, FXBB, FXBBS, FXBR, FXBRs, FXLR and FXLRS models.

50501644 Passenger.

Fits passenger position on '20-later LiveWire® and '18-later Softail models.

50501716

Fits models with H-D® male mount style footpeg supports (except the rider position on '15-later XG, '07-'10 XL883L, '07-later XL883N, XL1200N, XL1200V and XL1200X, '11-later XL1200C and XL1200T, '18-later XL1200NS and XL1200XS, '08-'13 XR and '08-'17 FXCW, FXCWC, FXS, FXSB, FXSBSE and FXSE and the rider and passenger position on '18-later Softail models).



C. ENDGAME COLLECTION RIDER FOOTBOARDS – BLACK ANODIZED

With their slotted design, these Endgame Footboards add a custom industrial look to your ride. These footboards feature four raised rubber pads for superior grip and Harley-Davidson script for added style. Kit includes left and right footboards

50501679

Fits '18-later FL Softail models equipped with rider footboards.

50501680

Fits '09-later Touring models.





D



D

D. **ENDGAME COLLECTION BRAKE PEDAL PAD – BLACK ANODIZED**

Showcasing a slotted design and black finish, these easy-to-install brake pedal pads complement the Endgame Collection controls to give your ride a custom industrial look.

50600401

Fits '18-later FL SL, FLDE, FLFB, FLFBS, FLHC, and FLHCS models equipped with Endgame Brake Lever P/N 41600299 or 41600298 and '14-later Touring models equipped with Endgame Brake Lever P/N 41600305 or P/N 41600304.

E. **ENDGAME COLLECTION BRAKE LEVER - BLACK**

Styled to complement the Endgame Collection controls, this Rear Brake Lever features a slotted design that will give your performance bike an industrial look.

41600299

Fits '18-later FL Softail® models equipped with Footboards.

41600305

Fits '14-later Touring and Trike models.



D/E

F. **ENDGAME COLLECTION SHIFTER PEG – BLACK ANODIZED**

With its slotted design, this easy-to-install shifter peg complements the high-tech, industrial look of the Endgame Collection footpegs and footboards.

33600303

Fits '86-later FL Softail®, '88-later Touring and '08-later Trike models equipped with Endgame Collection Shift Levers.



E



F

G. **ENDGAME COLLECTION SHIFT LEVER- BLACK ANODIZED**

Styled to complement the Endgame Collection controls, this Shift Lever features a slotted design that will give your bike a high-tech, industrial look.

33600301

Fits '86-later FL Softail, '88-later Touring and '08-later Trike models.



F/G

21 NEW PRODUCTS

STREAMLINER™ COLLECTION - BLACK

Inspired by the curved forms and long, horizontal lines of Streamline Moderne architecture, the Black Streamliner™ Collection takes a contemporary spin on this classic Harley-Davidson style. Featuring polished chrome bands surrounded by a sea of rich black, the Black Streamliner Collection adds a dark and aerodynamic look to your bike.

A. STREAMLINER COLLECTION HAND GRIPS - BLACK

Complement the Streamliner look with these matching grips. The rich black rubber provides a positive grip when riding and the chrome tri-lines add just the right touch of brightness.

56100411

Fits '20-later LiveWire, '16-'17 Dyna® FXDLS and '16-later Softail® models, '14-'15 FLSTNSE, '11-'12 FLSTSE, '13-'14 FXSBSE and '08-later Touring (except '18-later FLTRXSE) and Trike models.



B. STREAMLINER COLLECTION HEATED HAND GRIPS - BLACK

Complement the Streamliner look with these matching Heated Hand Grips. These grips have been thermally mapped to deliver more uniform heat and are designed to achieve a maximum operating temperature approximately 20° Fahrenheit warmer than previous accessory heated grips for added warmth during rides.

56100412

Fits '16-'17 Dyna® FXDLS, '16-later Softail® and '08-later Touring and Trike models. '16-'17 Softail® models require separate purchase of Electrical Connection Kit P/N 72673-11. '14-'16 Touring and Trike models require separate purchase of Electrical Connection Kit P/N 69200722. '18-later Softail and '17-later Touring and Trike models require Electrical Connection Kit P/N 69201599A. Does not fit '08-'13 models with internally wired handlebars. The power wires for these grips must be wired external of the handlebar. See accessory handlebars for specific heated hand grip exclusions.



C. STREAMLINER COLLECTION RIDER FOOTPEGS - BLACK

Complete the streamlined look with Streamliner Footpegs. Includes left and right footpegs.

50501800

Fits rider positions on '03-earlier XL models with mid controls and '05-earlier Dyna models with mid-controls. Fits all models in passenger and highway peg position.





D. **STREAMLINER™ COLLECTION RIDER FOOTBOARDS- BLACK**

Inspired by the sleek and sweeping footboard design from the Street Glide® model, these Rider Footboards add a clean yet striking look to your bike. Kit includes vibration-isolation footboard pads with three polished chrome bands, and the complete gloss black pans that easily bolt in place of the Original Equipment footboards.

50501801

Fits '12-'16 FLD and '86-'17 FL Softail® (except FLS, FLSS, FLSTFB and FLSTFBS), '86-later Touring (except FLHTCUL and FLHTKL) and Trike models.



E. **STREAMLINER COLLECTION PASSENGER FOOTBOARD AND MOUNT KIT - BLACK**

Styled to match the rider footboards on the Road King® Custom, Road Glide® Custom and Street Glide® models, these Swept Wing Passenger Footboards feature a Streamliner-style rubber pad with three polished chrome stripes surrounded by gloss black footboard pans. Designed for convenient bolt-on installation, the complete kit includes gloss black aluminum footboards, rubber pads, mounting hardware and passenger footboard supports.

50501819

Fits '93-later Touring models. Does not fit Trike models.



F. **STREAMLINER COLLECTION PASSENGER FOOTBOARD INSERT KIT - BLACK**

Styled to match the Street Glide model's Original Equipment Streamliner Rider Footboards. Featuring vibration-isolation rubber inserts with three polished chrome bands, this insert is designed to fit the Swept Wing shaper passenger footboard pan. Kit includes left and right insert.

50501796

Fits '06-'17 Dyna, '00-later Softail (except FXFB, FXFBS and FXDRS) and '86-later Touring models equipped with Swept Wing-shaped passenger footboards. Does not fit Trike models. If installed on models equipped with Passenger Footboard Support kit P/N 50399-07A, footboards will not remain in flipped up position.

G. **STREAMLINER COLLECTION BRAKE PEDAL PAD - BLACK**

Complement the Streamliner footpegs and footboards with this simple-to-install Brake Pedal Pad. The gloss black frame surrounds a black rubber pad accented with three polished chrome bands for style and grip.

50600417

Fits '12-'16 FLD, '86-'17 FL Softail and '80-later Touring and Trike models.



H. **STREAMLINER COLLECTION SHIFTER PEG - BLACK**

Complement the black Streamliner Footpegs and Footboards with this simple-to-install Shifter Peg.

33600313

Fits all models (except '06-'17 VRSC™ models with forward controls and Matte Black '08-'13 XR models).

23 NEW PRODUCTS

A. **80GRIT™ RIDER FOOTBOARDS**

When the road bites, bite back. With durable cast aluminum and rugged style edges this BMX-inspired footboard grips your boot for unmatched stability and traction, giving you the confidence to ride as hard as you like.

Fits '14-later Touring models.

50501602 Raw.

50501604 Black.

Fits '18-later FL Softail® models equipped with rider footboards.

50501612 Raw.

50501613 Black.

B. **80GRIT BRAKE PEDAL PAD**

This BMX-inspired brake pedal pad features rugged styled edges for superior grip and a bold, stripped-down look.

Fits '18-later FL SL, FL DE, FL FB, FL FB S, FL HC, and FL HC S models equipped with Endgame Brake Lever P/N 41600299 or 41600298 and '14-later Touring models equipped with Endgame Brake Lever P/N 41600305 or P/N 41600304.

50600425 Raw.

50600424 Black.





C. HEEL SHIFT LEVER- BLACK

Add the convenience of a heel shifter to your footboard-equipped Softail® model. This traditional Heel Shifter permits you to upshift with a downward tap of your boot heel. This easy-to-install kit includes the gloss black heel shift lever, extended shifter shaft, shifter peg and mounting hardware.

33600314


Fits '18-later FL Softail models equipped with footboards.

D. SHIFT ROD LEVER - BLACK

Complete your bike's black-out look. This gloss black shift rod lever replaces the OE or Accessory chrome lever to create a cohesive, black-out look across your bike.

33600318

Fits '18-later FL Softail models.



8OGRIT™ FOOT CONTROLS

Combine form and function with the feel of old-school BMX-style foot controls. The aluminum material with rugged styled edges is lightweight and grips the bottom of your foot, giving you an unmatched feeling of confidence. Black Anodized or Raw finishes provide customization options, while the HDMC dog tag-style logo adds subtle authenticity to the bold, stripped-down look.


E. 8OGRIT FOOTPEGS

Give your ride an aggressive look with these BMX-inspired footpegs. Rugged ridges help keep your feet firmly planted on the pegs.

Fits models in passenger and highway peg positions. Does not fit the rider and passenger position for '18-later Softail models.

50501603 Passenger – Raw.

50501605 Passenger – Black.



25 NEW PRODUCTS

A. BOARD-TO-PEG CONVERSION KIT

Add an aggressive look to your FL Softail® or Touring motorcycle. These support kits are designed to allow installation of mini foot boards and footpegs. Kit Includes left and right mounting brackets and all necessary installation hardware. Mini footboards and footpegs sold separately.

50501640

Fits '18-later Softail® models originally equipped with footboards.

50501642

Fits '09-later Touring models.




B. PASSENGER FOOTBOARD PANS – TRADITIONAL SHAPE – BLACK

Showcase your sinister style. Replace your chrome Passenger Footboard Pans with gloss black. Kit includes left-hand and right-hand traditional D-shaped footboard pans, ready to install with Original Equipment hardware. Footboard inserts and footboard supports sold separately.

50501799

Fits '06-'17 Dyna®, '00-later Softail (except FXDRS) and '86-later Touring and Trike models equipped with passenger footboard supports.





C. HDMC™ ENGINE TRIM

Contemporary style machined to perfection. The HDMC™ Engine Trim showcases a subtle HDMC graphic logo set off with a machine-lined black anodized finish highlighted by raw outer trim. The sharp contrasting design complements both black and bright engines to create a cohesive look that emphasizes your high-performance riding style.

DP 25600145 Timer Cover.

Fits '17-later Milwaukee-Eight® engine equipped models.

DP 25701086 Derby Cover.

Fits '16-later Touring and Trike, and '15-later FLHTCUL and FLHTKL models. Also fits '07-later Touring and Trike models equipped with Narrow-Profile Outer Primary Cover P/N 25700385 or 25700438.

DP 25701088 Derby Cover.

Fits '18-later FLSB and '19-later Softail® models. Also fits '18 Softail models equipped with Narrow Profile Primary Cover P/Ns 25701077, 25700913, 25700937, 25700941, 25701039, 25701040 and 25701043.



WHEELS



29 NEW PRODUCTS

A. FUGITIVE™ WHEEL*

Get the leading-edge style you've been chasing. Featuring a sleek double-spoke design with 14 spokes on each side, the Fugitive™ Wheel delivers a refined profile that pops with eye-catching visual depth and dimension when viewed from an angle. The result is a stunning, one-of-a-kind look. Available in gloss black and contrast chrome finishes, it will give your bike the custom style it needs to stand out from the crowd.

19" FRONT

Fits '14-later Touring models (except CVO™ models unless originally equipped with Fugitive wheels).

43300668 Gloss Black.

43300672 Contrast Chrome.

16" REAR

Fits '14-later Touring models (except CVO™ models unless originally equipped with Fugitive wheels).

40900650 Gloss Black.

40900660 Contrast Chrome.



**NOTE: Requires separate purchase of model-specific wheel installation kit, sprocket hardware and brake rotor-specific hardware. Installation may require separate purchase of wheel and model-specific tire.*

HANDLEBARS



Handlebar height is regulated in many locations. Check local laws to ensure your motorcycle meets applicable regulations.

31 NEW PRODUCTS

A. FUSED HANDLEBAR*

Combining the edgy profile of a classic Z bar with the knuckles-up feel of a mini-ape and the narrow width of a drag bar, the Fused Bar delivers a fistful of classic chopper attitude. And with muscular cast corners, the cast elbows eliminate sharp internal bends to simplify the internal wiring. The handlebar is 1.25" at the upright and handles and 1" diameter at the base to fit with Original Equipment 1" Handlebar Risers.

Fits '18-later ABS enabled FXBB, FXLR, FXLRS, FXST and '21-later FXBBS models. All models require separate purchase of additional components.

55801015 Chrome.

55801016 Gloss Black.



**NOTE: Installation of some handlebars and risers may require a change in clutch and/or throttle cable and brake lines for some models. Handlebar height is regulated in many locations. Check local laws to ensure your motorcycle meets applicable regulations.*

B

B. FUSED HANDLEBAR*

Combining the edgy profile of a classic Z bar with the knuckles-up feel of a mini-ape and the narrow width of a drag bar, the Fused Bar delivers a fistful of classic chopper attitude. And with muscular cast corners, the cast elbows eliminate sharp internal bends to simplify the internal wiring.


Fits '18-later ABS enabled FLFB, FLFBS, FXBR, FXBRS, FXFB, FXFBS and FXDRS, '14-'20 Road King, and '15-'20 FLRT models. All models require separate purchase of additional components.

55801030 Chrome.

55801029 Gloss Black.



B



**NOTE: Installation of some handlebars and risers may require a change in clutch and/or throttle cable and brake lines for some models. Handlebar height is regulated in many locations. Check local laws to ensure your motorcycle meets applicable regulations.*

33 NEW PRODUCTS

A. FUSED LO HANDLEBAR*

With a low-profile and compact Z-bar design, the Fused Lo Bar flexes iconic West Coast style. And with muscular cast corners, the cast elbows eliminate sharp internal bends to simplify the internal wiring. The handlebar is 1.25" at the upright and handles and 1" diameter at the base to fit with Original Equipment 1" Handlebar Risers.

Fits ABS enabled '18-later FLSL and FXLRS models. All models require separate purchase of additional components.

55801056 Chrome.

55801057 Gloss Black.



**NOTE: Installation of some handlebars and risers may require a change in clutch and/or throttle cable and brake lines for some models. Handlebar height is regulated in many locations. Check local laws to ensure your motorcycle meets applicable regulations.*

B



B. FUSED LO HANDLEBAR*

The Fused Lo Handlebar is a new take on West Coast style. With a low-profile and compact Z-bar design, it delivers the classic club look. And with muscular cast corners, the cast elbows eliminate sharp internal bends to simplify the internal wiring.

Fits '18-later ABS enabled FLFB, FLFBS, FLSB, FXBR, FXBRS and FXDRS, '14-'20 Road King, and '15-'20 FLRT models. All models require separate purchase of additional components.

55801058 Chrome.

55801059 Gloss Black.

B



**NOTE: Installation of some handlebars and risers may require a change in clutch and/or throttle cable and brake lines for some models. Handlebar height is regulated in many locations. Check local laws to ensure your motorcycle meets applicable regulations.*

35 NEW PRODUCTS

A. FUSED HANDLEBAR – BATWING FAIRING*

Bad to the bone attitude never looked so good. Combining the rise of a mini-ape with the edgy profile of a classic Z bar, the Batwing Fused Bar delivers the renegade, fists-in-the-wind riding style you crave. And with muscular cast corners, the cast elbows eliminate sharp internal bends to simplify the internal wiring. The 1.25" bar slims down to 1" at the base to fit with the Original Equipment handlebar clamps.

Fits '14-'20 ABS enabled Electra Glide, Street Glide, Ultra Limited, and Tri-Glide models. Does not fit FLHTKSE and FLHXSE models. All models require separate purchase of additional components.

55801004 Chrome.

55801005 Gloss Black.



**NOTE: Installation of some handlebars and risers may require a change in clutch and/or throttle cable and brake lines for some models. Handlebar height is regulated in many locations. Check local laws to ensure your motorcycle meets applicable regulations.*

B



B. FUSED LO HANDLEBAR* - BATWING FAIRING*

Tuck and ride in style. With a low-slung rise, flat drag-bar hand position and compact Z-bar design, the Batwing Fused Lo Bar places the rider in an aggressive riding posture with optimal wrist position and elbow bend for supreme riding comfort. And with muscular cast corners, the cast elbows eliminate sharp internal bends to simplify the internal wiring. The 1.25" bar slims down to 1" at the base to fit with the Original Equipment handlebar clamps.

Fits '14-later ABS enabled Electra Glide, Street Glide, Ultra Limited, and Tri-Glide models. Does not fit FLHTKSE models. All models require separate purchase of additional components.

55801060 Chrome.

55801061 Gloss Black.

B



**NOTE: Installation of some handlebars and risers may require a change in clutch and/or throttle cable and brake lines for some models. Handlebar height is regulated in many locations. Check local laws to ensure your motorcycle meets applicable regulations.*

37 NEW PRODUCTS

A. FUSED HANDLEBAR – ROAD GLIDE®*

Bad to the bone attitude never looked so good. Combining the rise of a mini-ape with the edgy profile of a classic Z bar and the wrist position of a drag bar, the Road Glide Fused Bar delivers the renegade, fists-in-the-wind riding style you crave. And with muscular cast corners, the cast elbows eliminate sharp internal bends to simplify the internal wiring.

Fits '15-later ABS enabled Road Glide models. All models require separate purchase of additional components.

55801007 Chrome.

55801006 Gloss Black.



**NOTE: Installation of some handlebars and risers may require a change in clutch and/or throttle cable and brake lines for some models. Handlebar height is regulated in many locations. Check local laws to ensure your motorcycle meets applicable regulations.*


B. FUSED LO HANDLEBAR* – ROAD GLIDE®*

Tuck and ride in style. With a low-slung 9.0" rise, flat drag-bar hand position and compact Z-bar design, the Road Glide® Fused Lo Bar places the rider in an aggressive riding posture with optimal wrist position and elbow bend for supreme riding comfort. And with muscular cast 90° corners, the cast elbows eliminate sharp internal bends to simplify the internal wiring.

Fits '15-'20 ABS enabled Road Glide models. All models require separate purchase of additional components.

55801062 Chrome.

55801063 Gloss Black.



**NOTE: Installation of some handlebars and risers may require a change in clutch and/or throttle cable and brake lines for some models. Handlebar height is regulated in many locations. Check local laws to ensure your motorcycle meets applicable regulations.*

39 NEW PRODUCTS

A. FXDRS SHORT BRAKELINE

41800824

Fits '19-later FXDRS models.

B. DIAMONDBACK™ FRONT BRAKE LINE

41800826 Upper.

Fits '19-later FXDRS models.

C. BRAKE LINE – TALL HANDLEBAR

41800828

Fits '18-later FXBB models.

D. FRONT BRAKE LINE

41800829 Upper.

Fits '18-later FXLRS models.

E. BOOM!™ BOX GTS RADIO KIT – EXPANDED FITMENT

Now available to fit model year '14-'18 Touring models with the purchase of the appropriate USB cable.

76000829A Batwing Fairing.

Fits '19-later FLHTCU, FLHTCUTG, FLHTK, and FLHX models with a 4.3 Boom!™ Box Radio. Also fits '14-'18 FLHTCU, FLHTCUL, FLHTK, FLHTKL, FLHTKSE, FLHX, FLHXS, FLHXSE and FLHTCUTG, models with separate purchase of USB Connector P/N 69200031A. Also fits '19-later Electra Glide® Standard models with separate purchase of appropriate Hand Controls, Wiring, and Antenna.

76000834A Road Glide® Fairing.

Fits '19-later Road Glide® models with a 4.3 Boom!™ Box Radio. Also fits '15-'18 Road Glide® models with separate purchase of USB Connector P/N 76000374A.



LUGGAGE



ONYX™ PREMIUM LUGGAGE COLLECTION

Designed by riders for riders, the Onyx™ Premium Luggage Collection is constructed from heavy-weight, UV-stable ballistic nylon that will protect your belongings from the elements while maintaining their shape and color so they look as good off the bike as on.

UV-RESISTANT FINISH

Solution-dyed during fabric production for long-life UV-resistance even when exposed to the sun's harshest rays.

REFLECTIVE TRIM

Reflective trim adds an extra touch of visibility to other motorists.

DURABLE BALLISTIC NYLON

1680 denier ballistic polyester material maintains its sturdy shape and protects your belongings for the long haul.

SECURE MOLLE MOUNTING SYSTEM

The versatile MOLLE (Modular Lightweight Load-Carrying Equipment) mounting system allows for modular pouch attachment. Slip-resistant bottom keeps the bag in place on your bike.

2-YEAR
HARLEY-DAVIDSON
WARRANTY



LOCKING QUICK-RELEASE MOUNTING STRAPS

Convenient straps simplify installation and removal and provide a secure no-shift fit.



ORANGE INTERIOR

Orange interior fabric makes it easy to see bag contents in almost any light.



OVERSIZE HANDLES

Soft-touch ergonomic handle is shaped for effortless transport to and from the bike.



GLOVE-FRIENDLY ZIPPER PULLS

Ergonomically contoured rubberized zipper pulls are large and glove-friendly for on-the-go bag access.



INTEGRATED RAIN COVER

Features elastic bungee cord with a barrel lock tensioner to keep cover securely fastened over the luggage. Cover features a reflective Bar & Shield logo for enhanced visibility.



A. ONYX™ PREMIUM LUGGAGE COLLECTION BACKSEAT ROLLER BAG

This Backseat Roller Bag has everything a solo rider needs to rule the road. Unmatched durability, effortless transport and immense storage space. With its locking push-button handle that extends to 20.5" and smooth-rolling skateboard wheels, moving gear from bike to bunk has never been easier. The massive main compartment can carry weeks of clothes for your grand tour and features a large elastic pouch and zippered mesh pocket to organize the rest of your riding essentials. Two outer stash pockets store sunglasses, rain gear and electronics with ease, and the external bungee keeps coats and bedrolls secured. Compatible with the Onyx™ Premium Luggage Collection Rider Backrest Pad for long-haul comfort and support.

Fits '14-later Touring and Tri Glide® models equipped with a King Tour-Pak®. Tour-Pak luggage carrier must be equipped with luggage rack on top for proper installation.

93300126



HARLEY-DAVIDSON® BY RIZOMA

AUGUST '20



45 NEW PRODUCTS

HARLEY-DAVIDSON® BY RIZOMA

Precision craftsmanship and unmistakable style define this collaborative collection from Harley-Davidson and Rizoma. Lasered H-D® and Rizoma logos on a subdued black on black finish display minimal branding that lets the machined texture and performance aesthetic take the lead. This sleek collection of billet aluminum accessories is the first co-branded collection of its kind designed exclusively for H-D motorcycle riders.

A. HARLEY-DAVIDSON® BY RIZOMA - HAND GRIPS

Harley-Davidson by Rizoma handgrips are 1.44 inches in diameter and feature a textured rubber grip to inspire confidence in handling while riding.

56100479

Fits '20-later LiveWire®, '16-'17 Dyna® FXDLS and '16-later Softail® models, '11-'12 FLSTSE, '14-'15 FLSTNSE, '13-'14 FXSBSE, '16-'17 FXSE and '08-later Touring (except '18-later FLTRXSE) and Trike models.



B. HARLEY-DAVIDSON® BY RIZOMA - FOOTPEGS

A bright, machined surface on Harley-Davidson by Rizoma footpegs offers the passenger a level of confidence in boot grip while adding a striking element of contrast to a dark-finished style.

50502158 Rider.

Fits rider position on '20-later LiveWire, '18-later FXFB, FXFBS, and '19-later FXDRS models.

50502159 Passenger.

Fits passenger position on '20-later LiveWire and '18-later Softail models.





C

C. **HD HARLEY-DAVIDSON® BY RIZOMA - MIRRORS (RH/ LH SET)**

These Harley-Davidson® by Rizoma mirrors feature an aspherical outer portion which shows more of the rear and peripheral reflection providing a broader view for the rider in motion. They complete any blacked-out or moto-sport inspired look.

56000263 Mirrors (RH/ LH Set).

Fits '82-later models (except XL models, VRSCF, XG750A, '14-'16 FLHR, FLHRC and FLHRSE, '11-'13 FLHTCUSE, '14-later FLHTKSE and '18-later FLTRXSE). Does not fit XL1200C models with mirrors mounted below the handlebar.



C



D

D. **HD HARLEY-DAVIDSON® BY RIZOMA - CHARGE DOOR LIVEWIRE® MODEL**

Add a solo custom element or complete the Harley-Davidson® by Rizoma on your LiveWire motorcycle with this sleek, sport-inspired charge door.

61301193 Charge Door.

Fits '20-later LiveWire models.



D

SCREAMIN' EAGLE® PERFORMANCE PARTS



49 NEW PRODUCTS

SCREAMIN' EAGLE® MILWAUKEE-EIGHT® ENGINE 131 CI PERFORMANCE CRATE ENGINE

Leave other riders in the dust with the biggest, most powerful street-compliant crate performance engine Harley-Davidson has ever created. Built from the bottom up in Milwaukee, this street-tuned 131-cubic-inch Screamin' Eagle® Crate Engine is designed to run with a wide-open throttle at high engine speeds and provide instant passing power from cruising speed. Made for riders seeking maximum displacement, compression and flow, it delivers 135 ft-lb of torque to the rear wheel as soon as the throttle is cranked. Stage IV equipped engine includes 131 Stage IV badging on the cylinder heads and timer cover to highlight the powerplant. Ready for bolt-in installation in the Original Equipment-style chassis of your Softail® bike. No special fabrication or engine-mount relocation is required. Engine features one-year manufacturer's warranty for unmatched confidence. Eligible for coverage under factory vehicle warranty when dealer-installed within 60 days of vehicle purchase.

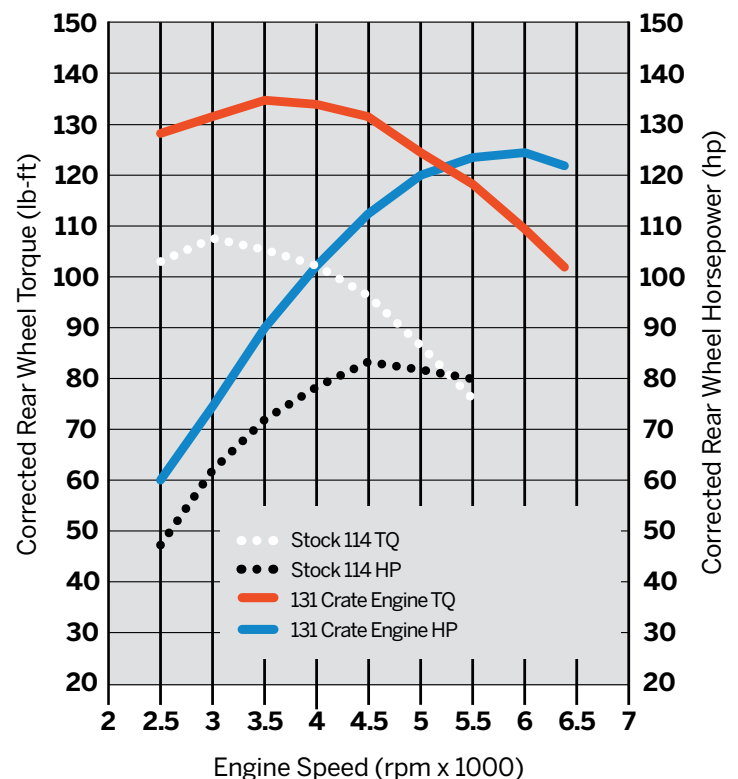
49-State U.S. EPA Compliant on select '18-later Softail® Models. **Refer to www.H-D.com/Shop for status.**

Performance components include:

- Engraved CNC-ported cylinder head with CNC-machined chamber and 1mm larger valves
- SE8-517 high-lift cam
- High-compression 10.7:1 forged pistons.
- High-performance cam bearing
- High-performance tappets
- Patent-protected 4.31" steel sleeve cylinders.
- 64mm throttle body and cast manifold
- 5.5 g/sec fuel injector



**Milwaukee-Eight 114 Softail Stock vs. 131 Softail Crate Engine
w/ Ventilator A/C**





A. SCREAMIN' EAGLE® MILWAUKEE-EIGHT® ENGINE 131 CI PERFORMANCE CRATE ENGINE

Fits '18-later Softail® models. FXFB and FXFBS models require separate purchase of Screamin' Eagle® Softail High-Flow Exhaust System P/N's 64900828 or 64900829. '18 107ci models require separate purchase of SE High-Capacity Clutch Plate Kit P/N 37000258. FXDR114 models require the separate purchase of 65600300. All models require ECM calibration with Screamin' Eagle Pro Street Tuner for proper installation.

16200341 Black & Chrome.

16200342 Black & Gloss Black.

Street legal and/or street compliant statements refer to products meeting EPA (49-State) and/or California (50-State) emissions and noise standards in the United States as specified.

The street legal and/or street compliant statements may not apply to markets outside of the United States.

NOTE: Replacement engines must be re-fitted with emission control devices and systems appropriate for the vehicle model and model year in order to ensure emissions compliance. Failure to do so constitutes tampering under U.S. EPA guidelines and can lead to substantial fines and penalties.

Legal for use on public roads only when installed in the specified models. Not legal for use on public roads when installed in models other than the ones specified and not eligible for the P&A 24-month warranty when installed in models other than the ones specified. Please see the Parts and Accessories warranty statement and your dealer for more information.

51 NEW PRODUCTS

SCREAMIN' EAGLE® MILWAUKEE-EIGHT® ENGINE STAGE IV KITS

Go big or go home. With the largest displacement of any Harley-Davidson® Stage Kit, this 107CI to 128CI or 114CI to 131CI Stage IV Kit is designed to deliver maximum horsepower – all the way to the redline. Packaged with patent-protected cylinder technology, it allows for the largest bolt-on engine upgrade to any Milwaukee-Eight motor. Features new CNC-ported heads with 1mm bigger valves and fully machined combustion chambers. Coupled with the kit's high-lift SE8-517 cam, high compression pistons and a 64mm throttle body and intake manifold, this combination delivers a thrilling 135 ft-lb of torque and 124 HP rear-wheel output when paired with the Screamin' Eagle Street Cannon Mufflers and Ventilator Air Cleaner. It's designed to run wide open at high-end RPMs and provide a significant boost of torque from cruising speed. You'll feel the difference as soon as you twist the throttle. When installed by an authorized Harley-Davidson Dealer within 60 days of the vehicle purchase, compliant kits do not impact the vehicle's limited warranty.

- Delivers increased response throughout the entire RPM range.
- Provides thrilling acceleration when twisting the throttle.
- Maintains flat torque curve from cruising RPM to redline.
- Can be installed without removing the engine from chassis.

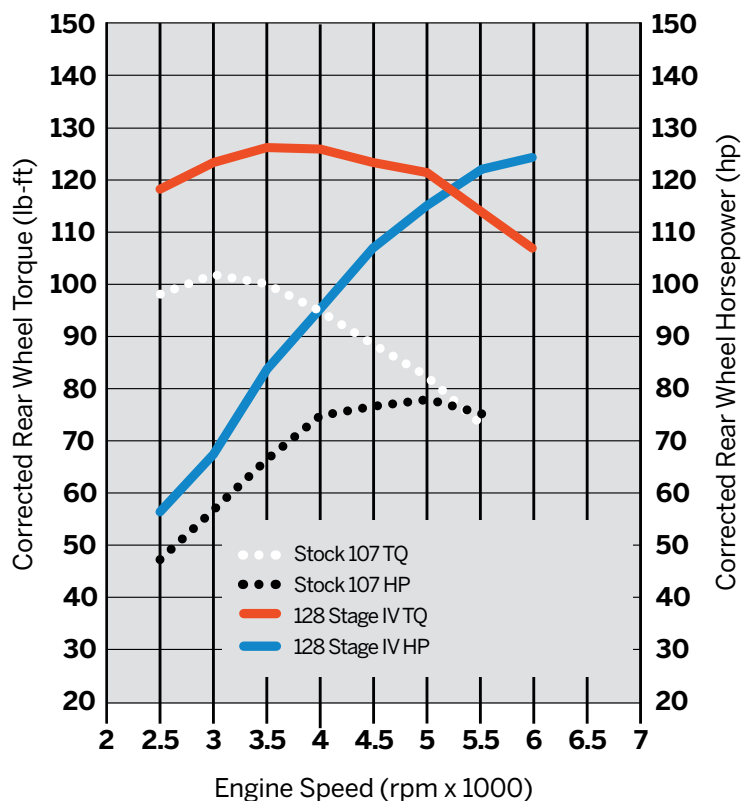
49-State U.S. EPA Compliant on select '18-later Softail® Models. **Refer to www.H-D.com/Shop for status.**

Performance components include:

- Screamin' Eagle CNC PCNC-ported cylinder head with CNC-machined chamber and 1mm larger valves
- 128 or 131 Stage IV Timer cover
- SE8-517 High-Lift Cam
- Screamin' Eagle Forged 10.7:1 High-Compression Pistons and Rings
- Screamin' Eagle High Performance Cam Bearing
- Screamin' Eagle High Performance Tappets
- Screamin' Eagle 4.31" Steel Sleeve Cylinders
- Screamin' Eagle 64mm Throttle Body and Cast Manifold
- Screamin' Eagle High Flow Injectors (5.5 g/sec)



Milwaukee-Eight 128 Stage IV Softail vs 107 Softail Stock





A. SCREAMIN' EAGLE® STAGE IV - 107CI TO 128CI KIT



Fits '18-later Softail® 107CI models. FXFB requires separate purchase of Screamin' Eagle® Softail High Flow Exhaust P/N's 64900828 or 64900829. Requires separate purchase of Cam Drive Retention Kit P/N 25566-06. Installation may require Cam Spacer Kit P/N 25928-06. '18-'19 models require separate purchase of High-Capacity Oil Pump P/N 62400247. All models require ECM calibration with Screamin' Eagle Pro Street Tuner for proper installation.

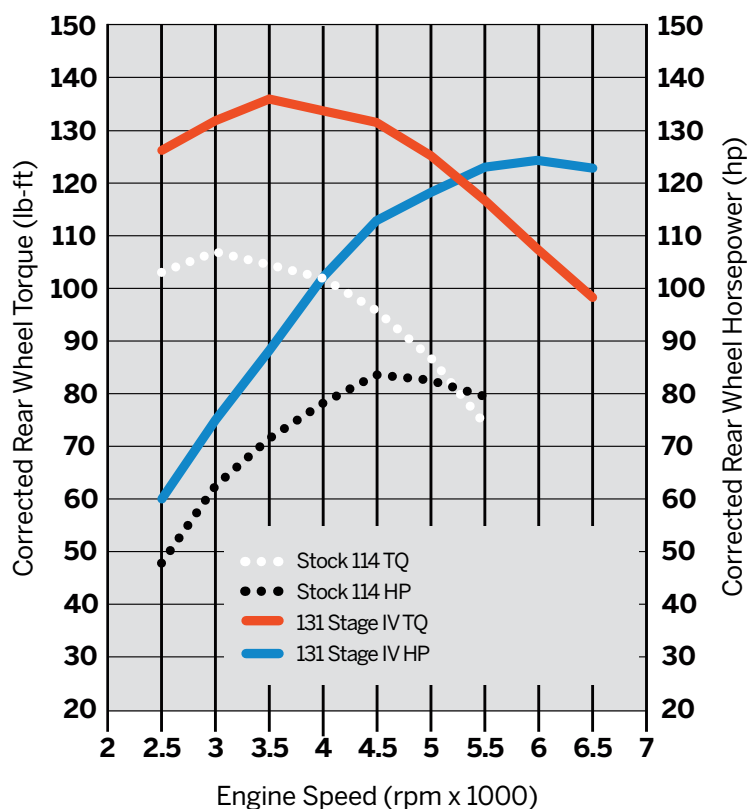
92500094 107Cl to 128Cl
- Black Highlighted.

B. SCREAMIN' EAGLE® STAGE IV - 114CI TO 131CI KIT

Fits '18-later Softail® 114CI models. FXFBS requires separate purchase of Screamin' Eagle® Softail High Flow Exhaust P/N's 64900828 or 64900829. Requires separate purchase of Cam Drive Retention Kit P/N 25566-06. Installation may require Cam Spacer Kit P/N 25928-06. '18-'19 models require separate purchase of High-Capacity Oil Pump P/N 62400247. FXDR114 models require the separate purchase of 65600300. All models require ECM calibration with Screamin' Eagle Pro Street Tuner for proper installation.

92500095 114Cl to 131Cl
- Black Highlighted.

Milwaukee-Eight 131 Stage IV Softail vs 114 Softail Stock



Street legal and/or street compliant statements refer to products meeting EPA (49-State) and/or California (50-State) emissions and noise standards in the United States as specified.

The street legal and/or street compliant statements may not apply to markets outside of the United States.

53 NEW PRODUCTS

SCREAMIN' EAGLE® MILWAUKEE-EIGHT® ENGINE STAGE III KITS

This Stage III kit has been developed for the rider looking for a solid "seat of the pants" increase you can feel every time you roll on the throttle. The bump up in displacement and compression deliver a significant increase in torque and power over stock, all the while restoring the sensation of riding solo when you're loaded down. The Stage III 107CI to 119CI upgrade delivers up to 23% more power and 17% more torque compared to the Original Equipment engine configuration. The Stage III 114/117 to 122ci upgrade delivers 15% more power and 13% more torque compare to the Original Equipment engine configuration. Plus there's a one-year manufacturer's warranty and eligibility for coverage under factory vehicle warranty when dealer-installed within 60 days of vehicle purchase.

- Delivers increased throttle response throughout the entire RPM range.
- Produces flexible roll-on passing power without a required downshift.
- Delivers excellent stop-light to freeway speed on-ramp acceleration.

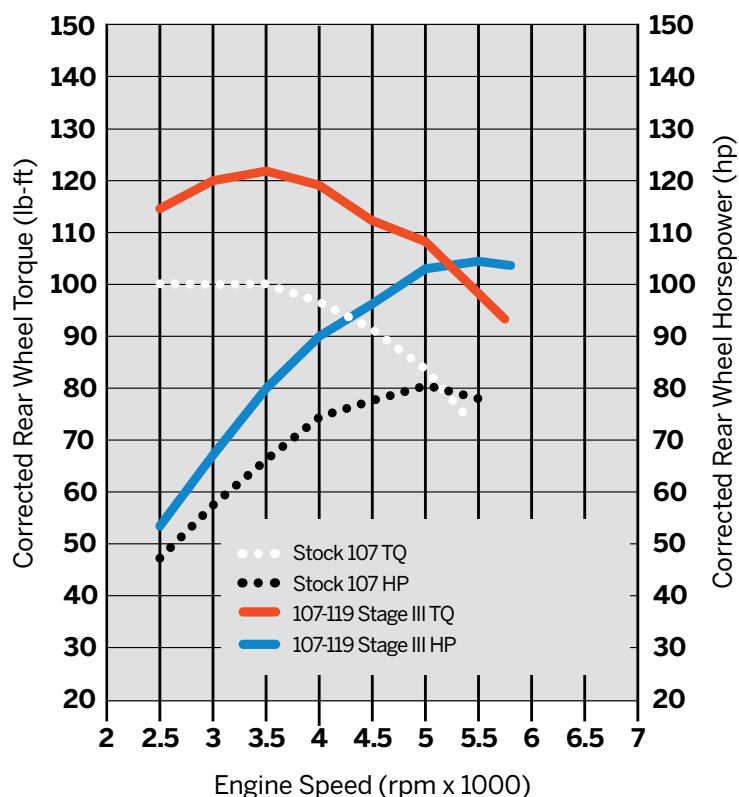
49-State U.S. EPA Compliant on '17-later Touring Models. **Refer to www.H-D.com/Shop for status.**

Performance components include:

- Screamin' Eagle 4.155 Big Bore Bolt-On Cylinders
- Screamin' Eagle Forged 11.0:1 High-Compression Pistons and Rings
- Screamin' Eagle SE8-447 Torque Cam
- Screamin' Eagle High Capacity Tappets
- Screamin' Eagle High Performance Cam Bearing
- Screamin' Eagle Stage III Timer Cover & Insert
- Multi-layer coated Head Gaskets
- Cylinder Base and Cam Cover Gaskets
- Most necessary gaskets and seals



Milwaukee-Eight 107 Touring Stock vs. 107-to-119 Stage III Kit w/ Street Cannons & Ventilator A/C





A. SCREAMIN' EAGLE® STAGE III - 107CI TO 119CI KIT

Fits '17-later Touring models equipped with 107CI Milwaukee-Eight® engine. Does not fit Trike models. Requires separate purchase of Cam Drive Retention Kit P/N 25566-06. Installation may require Cam Spacer Kit P/N 25928-06. For '17-'18 Touring models, installation of Oil Pump Cover P/N 62400206 is recommended (sold separately). '17-'19 models require separate purchase of High-Capacity Oil Pump P/N 62400247. All models require ECM calibration with Screamin' Eagle Pro Street Tuner for proper installation.

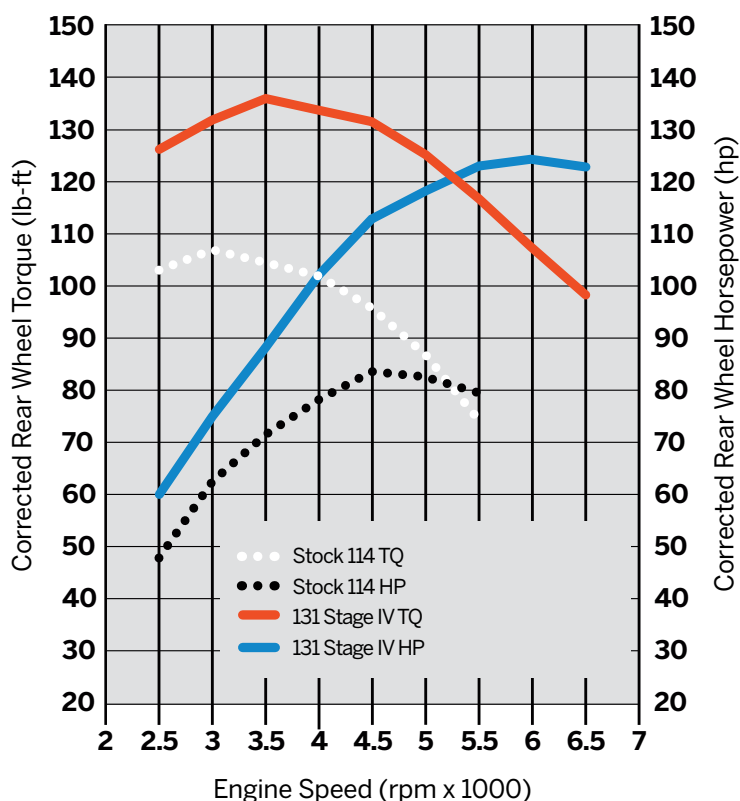
92500084 Black Highlighted.

B. SCREAMIN' EAGLE STAGE III - 114CI OR 117CI TO 122CI KIT

Fits '17-later Touring models equipped with 114 or 117CI Milwaukee-Eight engines. Does not fit Trike models. Requires separate purchase of Cam Drive Retention Kit P/N 25566-06. Installation may require Cam Spacer Kit P/N 25928-06. For '17-'18 Touring models, installation of Oil Pump Cover P/N 62400206 is recommended (sold separately). '17-'19 models require separate purchase of High-Capacity Oil Pump P/N 62400247. All models require ECM calibration with Screamin' Eagle Pro Street Tuner for proper installation.

92500086 Black Highlighted.

Milwaukee-Eight 131 Stage IV Softail vs 114 Softail Stock



Street legal and/or street compliant statements refer to products meeting EPA (49-State) and/or California (50-State) emissions and noise standards in the United States as specified.

The street legal and/or street compliant statements may not apply to markets outside of the United States.

55 NEW PRODUCTS

A. **17 SCREAMIN EAGLE® TIMER COVER INSERT - STAGE III**
Showcase your bike's performance enhancements with the Screamin' Eagle Stage Insert.

Fits 17-later Milwaukee-Eight® Engines equipped with Screamin Eagle® Timer Cover Base p/n 25600117. Included in Screamin Eagle Stage III 107ci to 118ci Kits.

25600153	119 Stage III.
25600154	122 Stage III.





B. **SCREAMIN' EAGLE® HEAVY BREATHER ELITE AIR CLEANER - MILWAUKEE-EIGHT® ENGINE**

Take a deep breath. This Screamin' Eagle® Heavy Breather Elite picks up where the past generation Milwaukee-Eight Heavy Breather left off with a 15% air flow improvement! Redesigned to support even more performance with engine builds pushing over 135hp. The iconic Heavy Breather Air Cleaner features a forward-facing oiled cotton filter element that flows large volumes of clean air into the engine. The short, low profile cast tube rams the charge directly into the throttle body with little turbulence for increased power and torque, and the intake tube mounts to a custom back plate that features integral breathers and covers the throttle body electronics for a finished look. The slanted compact filter adds an aggressive performance look, and it is shaped to allow installation on Touring bikes equipped with fairing lowers. This Elite version includes an integrated cover manufactured from forged aluminum and precision machined to further enhance the stylized performance look while exposing a majority of the filter to maximize airflow. Available in your choice of chrome or gloss black finish, the kit includes filter, cover, intake tube, custom back plate, and all mounting hardware.

Fits '18-later Softail® models and '17-later Touring and Trike models. All models require ECM calibration with Screamin' Eagle Pro Street Tuner for proper installation. Does not fit on models equipped with fairing lower glove boxes or fairing lower speakers.

29400406 Chrome.

29400407 Gloss Black.

ALSO AVAILABLE:

C. **SCREAMIN' EAGLE® HEAVY BREATHER ELITE AIR CLEANER - FILTER**

K&N® replacement air filters are engineered to improve airflow for increased horsepower and quicker acceleration. K&N filters provide excellent filtration, and because they are washable and reusable, you can clean the filter whenever conditions demand. Designed as direct replacements for specified fitments.

Fits '18-later Softail® and '17-later Touring and Trike models equipped with Heavy Breather Elite Air Cleaner P/N 29400406 or 29400407.

29400405 Filter.



Street legal and/or street compliant statements refer to products meeting EPA (49-State) and/or California (50-State) emissions and noise standards in the United States as specified.

The street legal and/or street compliant statements may not apply to markets outside of the United States.

57 NEW PRODUCTS

A. SCREAMIN' EAGLE® 4.155" BIG BORE BOLT-ON CYLINDERS - MILWAUKEE-EIGHT® ENGINE

Increase the displacement of your Milwaukee-Eight® engine without removing the engine from the chassis. The Screamin' Eagle product team has engineered a patent protected 4.155" Big Bore Cylinder that increases the internal bore but slips into the existing case bore without modification. When combined with the appropriate piston and flywheel combination in the Screamin' Eagle Stage IV kits, these cylinders can increase the displacement of your Milwaukee-Eight engine from 107CI to 119CI or from 114CI & 117CI to 122CI. The kit includes front and rear cylinders and gaskets.

Replacement cylinders for '17-later Milwaukee-Eight models equipped with Screamin' Eagle 119 or 122ci Stage III kits.

16800330

Black Highlighted.





B. SCREAMIN' EAGLE® MILWAUKEE-EIGHT® ENGINE STAGE III 107CI TO 119CI PISTON KIT

Developed to work in concert with the Screamin' Eagle® Milwaukee-Eight® 119CI and 122CI Stage III kits, these pistons increase the engine's compression and deliver impressive gains in torque and horsepower when coupled with those kits. Forged from high-strength aluminum, the pistons are precision-machined and feature coated skirts for a tight-tolerance fit and quieter operation. Complete kit includes two pistons, rings, wrist pins and clips.

Replacement piston for '17-later Milwaukee-Eight models equipped with Screamin' Eagle 107 to 119ci Stage III kit.

21900129 **107CI to 119CI.**

Replacement pistons for '17-later Milwaukee-Eight models equipped with Screamin' Eagle 114 to 122 Stage III kit.

21900130 **114CI or 117CI
to 122CI.**

Street legal and/or street compliant statements refer to products meeting EPA (49-State) and/or California (50-State) emissions and noise standards in the United States as specified.

The street legal and/or street compliant statements may not apply to markets outside of the United States.

WHEELS



61 NEW PRODUCTS

A. SEISMIC™ CUSTOM WHEEL*

This 10-spoke cast aluminum design is both aggressive in styling and attitude. Offered in Gloss Black with Machined Highlights or Matte Graphite finishes.

21" FRONT

Fits '18-later FXBR and FXBRS models.

43300597	Gloss Black with Machined Highlights.
-----------------	--

43300598	Matte Graphite.
-----------------	------------------------

18" FRONT

Fits '18-later FLFB and FLFBS models.

43300594	Gloss Black with Machined Highlights.
-----------------	--

43300595	Matte Graphite.
-----------------	------------------------

18" REAR

Fits '18-later FXBR, FXBRS, FLFB, and FLFBS models.

40900574	Gloss Black with Machined Highlights.
-----------------	--

40900575	Matte Graphite.
-----------------	------------------------



**NOTE: Requires separate purchase of model-specific wheel installation kit, sprocket hardware and brake rotor-specific hardware. Installation may require separate purchase of wheel and model-specific tire.*



B. SEISMIC™ BRAKE ROTOR

A perfect complement to the 10 spoke Seismic Custom Wheel or replacement of OE rotor. Offered with a Gloss Black Inner or Matte Graphite Inner. Installation hardware included.

FRONT

Fits '14-later XL, '06-'17 Dyna® (except FXDLS), 15'-later Softail® (except FXSE), '08-later Touring and '09-later Trike models with Original equipment or accessory wheel with 3.25" bolt circle rotor mount.

41500154 Gloss Black Inner.

41500163 Matte Graphite Inner.

REAR


Fits '00-'10 XL, '00-'17 Dyna® (except FXDLS), 00'-later Softail (except FXSE), '00-'07 Touring models. Separate purchase of Brake Rotor Hub Plate P/N 43837-00 is required when installing on FXSTD Original Equipment 17" wheels.

41500156 Gloss Black Inner.

41500161 Matte Graphite Inner.



JANUARY '21



AUDIO

HARLEY-DAVIDSON® AUDIO POWERED BY ROCKFORD FOSGATE®

Get ready to be blown away by a sonic storm. Harley-Davidson® Audio powered by Rockford Fosgate® is designed to be the new standard of motorcycle audio performance and customization. Harley-Davidson and Rockford Fosgate have worked together to create the highest performing, most advanced audio system riders have ever experienced. This is truly Legendary Sound from two legendary brands.

Stage I Speakers

Amplify your audio experience with Harley-Davidson® Audio powered by Rockford Fosgate® Stage I speakers. These high-performance two-way speakers feature a durable injection molded woofer and a separate bridge-mounted tweeter. Each speaker is rated to handle up to 75 watts of power, and with two amplifiers up to eight speakers can be installed in a single system. Designed to fit perfectly in the Original Equipment speaker housing, each kit includes Left and Right speakers and custom grilles with a black badge. These speakers deliver a significant upgrade in sound quality and power over the Original Equipment components, cones with a high-flux Neodymium magnet and bridge-mounted 25mm Tweeter. Harley-Davidson powered by Rockford Fosgate® speakers feature a two-year warranty. Complete kit includes Left and Right speakers and grilles.

Stage II Speakers

Step up to the ultimate motorcycle audio experience. Harley-Davidson® Audio powered by Rockford Fosgate® Stage II speakers deliver ultra-clear highs, super clean mids, and ground thumping bass. These amplified three-way speakers feature a durable injection molded woofer and a separate bridge-mounted Midrange and Tweeter speakers. Each speaker unit is rated to handle up to 150 watts of power and designed to deliver outrageous volume with less distortion for amazing sound even at highway speeds. With two amplifiers up to eight Stage II speakers can be installed in a single system. Designed to fit perfectly in the Original Equipment speaker housing, each kit includes Left and Right speakers and custom grilles with a bright aluminum badge.

Stage I/II Speaker Features:

R-Tune

Equalization is specific to the motorcycle environment, designed from the ground up to be stronger and louder, to overcome road rumble and wind noise. Left and right speakers are designed to project sound directly at the rider for an enhanced audio experience.

BME (Bass Management Enhancement)

Designed to produce more bass, no matter the volume. The active amplifier DSP continually adapts to speed and road noise and maximizes the speakers' bass output to create powerful bass at any volume or speed.

IDHS™ (Inductive Damping Heat Sink)

The speaker fins push heat away from the voice coils to reduce speaker temperature and distortion to produce the clearest-possible audio.

ICC+

The Integrated Concealed Crossover boasts a hyper-efficient design and produces the clarity and output usually only found in traditional component speaker set-ups, plus the design allows for a quicker install.

The Harley-Davidson® powered by Rockford Fosgate® App

Install and fine-tune the system yourself. Smart-Install makes initial installation and upgrades incredibly fast and easy. The Harley-Davidson® powered by Rockford Fosgate® App even adapts for each new speaker added to the audio system and tailors the audio experience automatically.

M-DEQ™ (Motorcycle Dynamic EQ)

Our smart amplifier adaptively changes the EQ points in real time, meaning the tune changes to ensure incredible sound quality no matter the motorcycle speed or riding conditions.

Full Range Class-D Technology

More power and less electrical fatigue. These high-efficiency amplifiers produce class leading power and don't over-draw on the motorcycle electrical system.

Bridge Mounted Design

The offset speaker design eliminates acoustic reflection and maximizes audio output. The specific left and right Tweeters are aligned to the motorcycle rider's position -- sound is always directed for an optimal on-road audio experience.



B

A. HARLEY-DAVIDSON® AUDIO POWERED BY ROCKFORD FOSGATE® - STAGE I TOUR-PAK / AIR COOLED LOWER SPEAKERS

Upgrade Original Equipment Tour-Pak speakers for more volume and improved sound quality. Adding fairing lower speakers to your current two-speaker or four-speaker system increases the available sound pressure level, permitting higher listening volume, lower distortion, and improved clarity at highway speeds. Vibration-tested 6.5" waterproof 4 ohm speakers feature injection molded woofer cones with a high-flux Neodymium magnet and bridge-mounted 25mm Tweeter. Harley-Davidson powered by Rockford Fosgate® speakers feature a two-year warranty. Complete kit includes Left and Right speakers and grilles.

Fits '14-later Touring models (except CVO) equipped with a Tour-Pak or Air-Cooled Fairing Lowers. Also Fits '14-later FLHTCUTG models equipped with a Tour-Pak. Requires separate purchase of appropriate Speaker Install Kit, Amplifier, and Amplifier Install Kit. FLHTKSE and FLTRUSE require separate purchase of CVO Wire Harness P/N 76001100 when installing Tour-Pak Speakers.

76000984 Stage I.



B

B. HARLEY-DAVIDSON® AUDIO POWERED BY ROCKFORD FOSGATE® - STAGE II TOUR-PAK / AIR-COOLED LOWER SPEAKERS

Upgrade Original Equipment Tour-Pak luggage carrier speakers for more volume and improved sound quality. Adding fairing lower speakers to your current two-speaker or four-speaker system increases the available sound pressure level, permitting higher listening volume, lower distortion, and improved clarity at highway speeds. Vibration-tested 6.5" waterproof 2 ohm speakers feature injection molded woofer cones with a high-flux Neodymium magnet and 20mm Tweeter and 30mm Midrange speaker. Harley-Davidson powered by Rockford Fosgate® feature a two-year warranty. Complete kit includes Left and Right speakers and grilles.

Fits '14-later Touring models (except CVO) equipped with a Tour-Pak or Air-Cooled Fairing Lowers. Also Fits '14-later FLHTCUTG models equipped with a Tour-Pak. Requires separate purchase of appropriate Speaker Install Kit, Amplifier, and Amplifier Install Kit. FLHTKSE and FLTRUSE require separate purchase of CVO Wire Harness P/N 76001100 when installing Tour-Pak Speakers.

76000985 Stage II.



A

67 NEW PRODUCTS

A. HARLEY-DAVIDSON® AUDIO POWERED BY ROCKFORD FOSGATE® - STAGE I FAIRING SPEAKERS

Upgrade Original Equipment Batwing or Road Glide fairing speakers for more volume and improved sound quality. Vibration-tested 6.5" waterproof 4 ohm speakers feature injection molded woofer cones with a high-flux Neodymium magnet and bridge-mounted 25mm Tweeter. Harley-Davidson powered by Rockford Fosgate® speakers feature a two-year warranty. Complete kit includes retainers, hardware, Left and Right speakers and grilles.

Fits '14-later Electra Glide, Street Glide, Ultra Limited and Tri Glide models (except FLHXSE). Requires purchase of Fairing Speaker Install Kit P/N 76000992, Primary Amplifier P/N 76000997 and appropriate Primary Amp Install Kit. FLHTKSE requires separate purchase of CVO™ model Wire Harness P/N 76001100.

76000980 Batwing Fairing - Stage I.

Fits '14-later Road Glide models (except FLTRXSE). Requires purchase of Fairing Speaker Install Kit P/N 76000992, Primary Amplifier P/N 76000997 and appropriate Primary Amp Install Kit. FLTRUSE requires separate purchase of CVO model Wire Harness P/N 76001100.

76000982 Road Glide® Fairing - Stage I.



B. HARLEY-DAVIDSON® AUDIO POWERED BY ROCKFORD FOSGATE® - STAGE II FAIRING SPEAKERS

Upgrade Original Equipment Batwing or Road Glide fairing speakers for more volume and improved sound quality. Vibration-tested 6.5" waterproof 2 ohm speakers feature injection molded woofer cones with a high-flux Neodymium magnet and 20mm Tweeter and 30mm Midrange speaker. Harley-Davidson powered by Rockford Fosgate® feature a two-year warranty. Complete kit includes retainers, hardware, Left and Right speakers and grilles.

Fits '14-later Road Glide models (except FLTRXSE). Requires purchase of Fairing Speaker Install Kit P/N 76000992, Primary Amplifier P/N 76000997 and appropriate Primary Amp Install Kit. FLTRUSE requires separate purchase of CVO model Wire Harness P/N 76001100.

76000983 Road Glide® Fairing - Stage II.

Fits '14-later Electra Glide, Street Glide, Ultra Limited and Tri Glide models (except FLHXSE). Requires purchase of Fairing Speaker Install Kit P/N 76000992, Primary Amplifier P/N 76000997 and appropriate Primary Amp Install Kit. FLHTKSE requires separate purchase of CVO model Wire Harness P/N 76001100.

76000981 Batwing Fairing - Stage II.





C. HARLEY-DAVIDSON® AUDIO POWERED BY ROCKFORD FOSGATE® - STAGE I SADDLEBAGS SPEAKERS

Turn your motorcycle into a concert hall. Speakers mounted in saddlebag lids surround rider and passenger with sound and increase the over-all volume of the audio system. Vibration-tested 5x7" waterproof 4 ohm speakers feature injection molded woofer cones with a high-flux Neodymium magnet and bridge-mounted 25mm Tweeter. Harley-Davidson powered by Rockford Fosgate® speakers feature a two-year warranty. Complete kit includes Left and Right speakers and grilles.

Fits '14-later Touring models (except '14-'16 FLHXSE and FLTRXSE). Requires separate purchase of Saddlebag Speaker Install Kit P/N 76000979 and appropriate Amplifier and Amplifier Install Kit. FLHTKSE and FLTRUSE require separate purchase of CVO™ model Wire Harness P/N 76001100.

76000986 Stage I.



D. HARLEY-DAVIDSON® AUDIO POWERED BY ROCKFORD FOSGATE® - STAGE II SADDLEBAGS SPEAKERS

Turn your motorcycle into a concert hall. Speakers mounted in saddlebag lids surround rider and passenger with sound and increase the over-all volume of the audio system. Vibration-tested 5x7" waterproof 2 ohm speakers feature injection molded woofer cones with a high-flux Neodymium magnet and 20mm Tweeter and 30mm Midrange speaker. Harley-Davidson powered by Rockford Fosgate® feature a two-year warranty. Complete kit includes hardware, Left and Right speakers and grilles.

Fits '14-later Touring models (except '14-'16 FLHXSE and FLTRXSE). Requires separate purchase of Saddlebag Speaker Install Kit P/N 76000979 and appropriate Amplifier and Amplifier Install Kit. FLHTKSE and FLTRUSE require separate purchase of CVO model Wire Harness P/N 76001100.

76000987 Stage II.



69 NEW PRODUCTS

A. HARLEY-DAVIDSON® AUDIO POWERED BY ROCKFORD FOSGATE® - STAGE I TWIN-COOLED FAIRING LOWER SPEAKERS

Adding fairing lower speakers to your current two-speaker or four-speaker system increases the available sound pressure level, permitting higher listening volume, lower distortion, and improved clarity at highway speeds. Vibration-tested 4.75" waterproof 8 ohm speakers feature injection molded woofer cones with a high-flux Neodymium magnet and bridge-mounted 20mm Tweeter. Harley-Davidson powered by Rockford Fosgate® speakers feature a two-year warranty. Complete kit includes sub-assembly, hardware, Left and Right speakers and grilles.

Fits '14-later FLHTK, FLTRK and FLTRU. Also fits '17-later FLHTKSE and FLTRUSE. Requires separate purchase of Twin-Cooled Fairing Lower Speaker Install Kit P/N 76000991 and appropriate Amplifier and Amplifier Install Kit.. FLHTKSE and FLTRUSE require purchase of CVO™ models Wire Harness P/N 76001100.

76000988 **Stage I.**



B. HARLEY-DAVIDSON® AUDIO POWERED BY ROCKFORD FOSGATE® - STAGE II TWIN-COOLED FAIRING LOWER SPEAKERS

Adding fairing lower speakers to your current two-speaker or four-speaker system increases the available sound pressure level, permitting higher listening volume, lower distortion, and improved clarity at highway speeds. Vibration-tested 4.7" waterproof 4 ohm speakers feature injection molded woofer cones with a high-flux Neodymium magnet and a 25mm Tweeter. Harley-Davidson powered by Rockford Fosgate® feature a two-year warranty. Complete kit includes sub-assembly, hardware, Left and Right speakers and grilles.

Fits '14-later FLHTK, FLTRK and FLTRU. Also fits '17-later FLHTKSE and FLTRUSE. Requires separate purchase of Twin-Cooled Fairing Lower Speaker Install Kit P/N 76000991 and appropriate Amplifier and Amplifier Install Kit. FLHTKSE and FLTRUSE require purchase of CVO model Wire Harness P/N 76001100.

76000989 **Stage II.**



C



HARLEY-DAVIDSON® AUDIO POWERED BY ROCKFORD FOSGATE® AMPLIFIER

Powerful, intelligent amplifier technology engineered to perform in the demanding motorcycle environment. This new, compact amplifier is easy to install in the motorcycle saddlebag.

R-Tune: Equalization is specific to the motorcycle environment, designed from the ground up to be stronger and louder, to overcome road rumble and wind noise. Left and right speakers are designed to project sound directly at the rider for an enhanced audio experience.

M-DEQ™ (Motorcycle Dynamic EQ): Our smart amplifier adaptively changes the EQ points in real time, meaning the tune changes to ensure incredible sound quality no matter the motorcycle speed or riding conditions.

BME (Bass Management Enhancement): Designed to produce more bass, no matter the volume. The active amplifier DSP continually adapts to speed and road noise and maximizes the speakers' bass output to create powerful bass at any volume or speed.

Computer Controlled Digital Signal Processing: Smart control, agile configurations. This intelligent amplifier continuously adapts to your speaker set-up. When you step up to the next audio stage or add additional speakers, the amplifier adjusts signal and output and is ready to deliver the sound quality and SPL you demand.

Full Range Class-D Technology: More power and less electrical fatigue. These high-efficiency amplifiers produce class leading power and don't over-draw on the motorcycle electrical system.

Ridiculously Rugged: Built stronger and ready to go anywhere. This amplifier was designed and tested over 80 hours to perform in the harshest conditions, no matter the heat or environment. So, anywhere you and your bike can go, our amplifiers can too.

Rated Power: 50 watts per channel x 4 @ 4ohms; 100 watts per channel x 4 @ 2ohms

Dimensions: 8.13" x 5.39" x 2.01"

C. HARLEY-DAVIDSON® AUDIO POWERED BY ROCKFORD FOSGATE® - AMPLIFIER 400W 4 CHANNEL W/ DSP (PRIMARY)

The primary amplifier for any Harley-Davidson® Audio powered by Rockford Fosgate® two-speaker or four-speaker system.

Fits '14-later Touring and FLHTCUTG models (except CVO™ models). Requires separate purchase of appropriate Amp Installation Kit. Required for the installation of a set of 2 or 4 total Harley-Davidson® Audio powered by Rockford Fosgate® Stage 1 or Stage 2 Speaker Kits.

76000997

D. HARLEY-DAVIDSON® AUDIO POWERED BY ROCKFORD FOSGATE® - AMPLIFIER 400W 4-CHANNEL (SECONDARY)

The secondary amplifier required for any Harley-Davidson® Audio powered by Rockford Fosgate® six-speaker or eight-speaker system.

Fits '14-later Touring models (except CVO model). Does not fit Trike models. Requires separate purchase of Secondary Amp Install Kit P/N 76000975. Required for the installation of 6 or 8 total Harley-Davidson® Audio powered by Rockford Fosgate® Stage 1 or Stage 2 Speaker Kits. Must be installed as a second Amplifier with Primary Amplifier Kit P/N 76000991.

76000990

D



71 NEW PRODUCTS

A. HARLEY-DAVIDSON® AUDIO POWERED BY ROCKFORD FOSGATE® - PRIMARY AMPLIFIER INSTALLATION KIT

Kit includes the hardware and wiring harnesses required to install a Harley-Davidson® Audio powered by Rockford Fosgate® Primary Amplifier. Harley-Davidson® Audio powered by Rockford Fosgate® speakers are sold separately.

76000974

Fits '17-later Touring models (except FLHXSE and FLTRXSE). For use with Primary Amplifier Kit P/N 76000997. FLHTKSE and FLTRUSE require separate of Harness Kit P/N 76001100.

76001045

Fits '14-16 Touring models (except FLHXSE and FLTRXSE). For use with Harley-Davidson® Audio powered by Rockford Fosgate® Amplifier Kit P/N 76000997. FLHTKSE and FLTRUSE require separate purchase of CVO™ model Wire Harness P/N 76001100.



B. HARLEY-DAVIDSON® AUDIO POWERED BY ROCKFORD FOSGATE® - SECONDARY AMPLIFIER INSTALLATION KIT

Kit includes the hardware and wiring harnesses required to install a Harley-Davidson® Audio powered by Rockford Fosgate® Secondary Amplifier. Harley-Davidson® Audio powered by Rockford Fosgate® speakers are sold separately.

Fits '14-later Touring models (except FLHXSE and FLTRXSE). For use with Secondary Amplifier Kit P/N 76000990. FLHTKSE and FLTRUSE require separate purchase of CVO Wire Harness P/N 76001100.

76000975





C. HARLEY-DAVIDSON® AUDIO POWERED BY ROCKFORD FOSGATE® - TRIKE AMPLIFIER INSTALLATION KIT

Kit includes the hardware and wiring harnesses required to install a Harley-Davidson® Audio powered by Rockford Fosgate® Primary Amplifier in a Trike model. Harley-Davidson® Audio powered by Rockford Fosgate® speakers are sold separately.

76000976

Fits '17-later FLHTCUTG models. For use with Harley-Davidson® Audio powered by Rockford Fosgate® Amplifier Kit P/N 76000997.

76001046

Fits '14-'16 Trike (except Freewheeler) models. For use with Harley-Davidson® Audio powered by Rockford Fosgate® Amplifier Kit P/N 76000997.



D. HARLEY-DAVIDSON® AUDIO POWERED BY ROCKFORD FOSGATE® - FAIRING SPEAKER INSTALLATION KIT

Kit includes wiring harnesses required to install Harley-Davidson® Audio powered by Rockford Fosgate® Batwing or Road Glide® Fairing Speakers. Harley-Davidson® Audio powered by Rockford Fosgate® speakers are sold separately.

Fits '14-later Touring and FLHTCUTG models (except CVOTM model). For use with Harley-Davidson® Audio powered by Rockford Fosgate® Stage 1 or Stage 2 Fairing Speaker Kits.

76000992



73 NEW PRODUCTS

A. HARLEY-DAVIDSON® AUDIO POWERED BY ROCKFORD FOSGATE® - TOUR PAK SPEAKER INSTALLATION KIT

Kit includes wiring harnesses required to install Harley-Davidson® Audio powered by Rockford Fosgate® Tour Pak luggage carrier Speakers. Harley-Davidson® Audio powered by Rockford Fosgate® speakers are sold separately.

Fits '14-later Touring and FLHTCUTG models. For use with Harley-Davidson® Audio powered by Rockford Fosgate® Stage 1 or Stage 2 Tour-Pak Speaker Kits. FLHTKSE and FLTRUSE models requires separate purchase of P/N CVO™ model Wire Harness 76001100.

76000977



B. HARLEY-DAVIDSON® AUDIO POWERED BY ROCKFORD FOSGATE® - AIR-COOLED LOWER SPEAKER INSTALLATION KIT

Kit includes speaker enclosures and all hardware and wiring harnesses required to install Harley-Davidson® Audio powered by Rockford Fosgate® Air-Cooled Fairing Lower Speakers. Harley-Davidson® Audio powered by Rockford Fosgate® speakers are sold separately.

Fits '17-later Touring (except CVO models). For use with Harley-Davidson® Audio powered by Rockford Fosgate® Stage 1 or Stage 2 Air-Cooled Fairing Lower Speakers Kits.

76000978




C. HARLEY-DAVIDSON® AUDIO POWERED BY ROCKFORD FOSGATE® - TWIN-COOLED™ LOWER SPEAKER INSTALLATION KIT

Kit includes speaker enclosures and all hardware and wiring harnesses required to install Harley-Davidson® Audio powered by Rockford Fosgate® Twin-Cooled™ Fairing Lower Speakers. Harley-Davidson® Audio powered by Rockford Fosgate® speakers are sold separately.

Fits '14-later FLHTK, FLTRK, FLTRU, FLTRUSE and '17-later FLHTKSE models. Does not fit '14-'16 FLHTKSE, FLHXSE and FLTRXSE. For use with Harley-Davidson® Audio powered by Rockford Fosgate® Stage 1 or Stage 2 Twin-Cooled Fairing Lower Speaker Kits. FLHTKSE and FLTRUSE require purchase of CVO Wire Harness P/N 76001100.

76000991





D. HARLEY-DAVIDSON® AUDIO POWERED BY ROCKFORD FOSGATE® - SADDLEBAG SPEAKER INSTALLATION KIT

Kit includes all the hardware and wiring harnesses required to install a Harley-Davidson® Audio powered by Rockford Fosgate® Saddlebag Speaker Kit. Harley-Davidson® Audio powered by Rockford Fosgate® speakers are sold separately. Requires separate purchase of Left and Right Color Matched Saddlebag Speaker Lids.

Fits '14-later Touring models (except FLHXSE and FLTRXSE). For use with Harley-Davidson® Audio powered by Rockford Fosgate® Stage 1 or Stage 2 Saddlebag Speaker Kits. CVO™ models separate of CVO Wire Harness P/N 76001100.

76000979



E. HARLEY-DAVIDSON® AUDIO POWERED BY ROCKFORD FOSGATE® - CVO MODEL WIRE HARNESS

Use this Harness Kit to upgrade certain CVO model motorcycles to a Harley-Davidson® Audio powered by Rockford Fosgate® system. Harley-Davidson® Audio powered by Rockford Fosgate® speakers are sold separately.

Fits '14-21 FLHTKSE and '15-16 FLTRUSE models. Does not fit with Fairing Lower Speaker on '14-'16 FLHTKSE.

76001100

LIGHTING



77 NEW PRODUCTS

LED SIGNATURE REAR LIGHTING

Signature LED Rear Lighting delivers modern style and function that improves rider conspicuity to surrounding traffic. The light pipe around the perimeter diffuses light and is always illuminated as a running light for eye-catching visibility. LED Brake and Turn lights exceed the output of Original Equipment rear lighting. These lamps offer easy plug-and-play installation that requires no wiring splicing.

A. LED KING TOUR-PAK® LUGGAGE CARRIER RUN/BRAKE/TURN LAMP KIT

Sequential turn signal elements sweep outward from the center to grab the attention of other motorists and make the motorcycle more conspicuous. Offered with Smoke or Red lenses.

Fits '14-later Touring and Trike models equipped with King Tour-Pak® luggage carrier.

67801128 Smoked Lens.

67801129 Red Lens.





B. TOUR-PAK SIDE MARKER LIGHT KIT

Replaces Original Equipment King Tour-Pak side marker lights with brilliant LED elements to complement LED Signature lighting to the rear of the motorcycle. Offered with Smoked or Red lenses.

Fits '14-later Touring and Trike models equipped with King Tour-Pak® luggage carrier.

68000312 Smoked Lens.

68000313 Red Lens.



79 NEW PRODUCTS


A. SIGNATURE LED SADDLEBAG RUN/ BRAKE/TURN LAMP

Add functional lighting to the rear of your Touring bike with these run/brake/turn lights. Lamps may act as a supplement to the Tour-Pak® luggage carrier mounted rear lighting, and also permit the removal of the Tour-Pak® luggage carrier with a Detachable Mounting Kit.

Fits '14-later Touring models equipped with standard or stretched saddlebags.

67801023 Red Lens.

67801024 Smoked Lens.





B. KEYSTONE AUXILIARY LED RUN/BRAKE/TURN LAMP

Nestled in the fender strut opening, these Keystone LED lamps add stylish and practical lighting to the rear of the bike. When the bike is parked, the dark lamps fill the gap between the fender and saddlebags for a clean, uncluttered look. Lamps are mounted in a sealed housing that slips into the opening and are held in place with the saddlebag support hardware and an adhesive pad.

Fits '14-later FLHR, FLHTCU, FLHTCUL, FLHTK, FLHTKL, and FLTRU models.

67801080	Red Lens.
67801082	Smoked Lens.



81 NEW PRODUCTS

A. H-D DETACHABLES TOUR-PAK® LUGGAGE CARRIER CONVERSION KIT

This kit includes everything needed to convert the rigid-mount Tour-Pak® luggage carrier to an easy on-and-off detachable version, and includes a Turn Signal Relocation Kit using the Signature LED Saddlebag Run/Brake/Turn lamps. This complete kit also includes a Docking Hardware Kit, H-D® Detachables™ Two-Up Tour-Pak® luggage carrier Mounting Rack, and License Plate Relocation Kit. This kit is offered with either Chrome or Black mounting hardware.

Fits '14-Later FLHTCU, FLHTCUL, FLHTK, FLHTKL, FLHTKSE, FLTRU, and FLTRUSE models. Models equipped with CB require separate purchase of CB antenna relocation kit P/N 76000308. CVO models require purchase of lighting module P/N 69200949. Does not fit models equipped with Boom! Audio Stage II Tour Pak luggage carrier speaker kits. Not compatible with Air Wing or Stealth Detachable Luggage racks.

53000916 **Black.**

53000917 **Chrome.**





FRONT AND REAR SIGNATURE LED SIGNAL INSERTS

LED Turn Signals deliver modern signature style and function that improves rider conspicuity to surrounding traffic. The light pipe outer "signature" ring adds visibility and unique styling, while brilliant center LED elements flash with an eye-catching signal. Easy plug-and-play installation to Original Equipment signal housing takes less than five minutes.

B. FRONT SIGNATURE LED TURN SIGNAL INSERTS - AMBER/WHITE, SMOKED LENS

Signature LED turn signal insert with smoked lens provides a bright white daytime running lamp which turns off when the amber colored turn signal is activated.

67801147 DOT Compliant.

Fits '14-later CVO™ models equipped with LED Bullet Turn Signals (except models with plastic bullet turn signals).

67801148 DOT Compliant.

Fits '14-later Softail, Dyna, Touring, and Trike models equipped with bullet turn signals (except CVO models and models with plastic bullet turn signals). Also fits '14-later Domestic XL models.



C. FRONT SIGNATURE LED TURN SIGNAL INSERTS - AMBER/AMBER SMOKED LENS

Signature LED turn signal insert with smoked lens and amber colored turn signal.

67801184 ECE Compliant.

Fits '14-later Softail, Dyna, Touring and Trike models equipped with bullet turn signals for HDI Configuration (except CVO models equipped with LED Turn Signals, and models with plastic bullet turn signals).

67801186 ECE Compliant.

Fits '14-later CVO models equipped with LED Bullet Turn Signals (except models with plastic bullet turn signals).



83 NEW PRODUCTS

A. REAR SIGNATURE LED TURN SIGNAL KIT - AMBER LIGHT - SMOKED LENS WITH HOUSING

LED Turn Signals deliver modern signature style and function that improves rider conspicuity to surrounding traffic. The light pipe outer "signature" ring adds visibility and unique styling, while brilliant center LED elements flash with an eye-catching signal. Signature LED turn signal set in compact bullet-shaped housing with smoked lens provides a bright amber run/brake/turn that is ECE compliant.

Fits '14-later XL, '14-later Dyna and Touring, and '14-'17 Softail models equipped with bullet turn signals for HDI Configuration (except models with plastic bullet turn signals).

67801151 **Chrome.**

67801152 **Black.**

Fits '18-later Softail models equipped with bullet turn signals for HDI Configuration (except models with plastic bullet turn signals).

67801326 **Chrome.**

67801327 **Black.**





B. REAR SIGNATURE LED TURN SIGNAL INSERT - RED

Signature LED turn signal insert with smoked lens provides a bright red run/brake/turn.

Fits '14-later CVO™ models equipped with LED Bullet Turn Signals (except models with plastic bullet turn signals).

67801149 DOT Compliant.

Fits '14-later Softail, Dyna, and XL models for bullet turn signal applications (except CVO models equipped with LED turn signals, and models with plastic bullet turn signals).

67801150 DOT Compliant.

Fits '20-later FLHX, FLHXS, FLTRX, FLTRXS, FLHRXS for lightbar application using P/N 73309-10 and P/N 67800485.

67801329 DOT Compliant.



SCREAMIN' EAGLE®



87 NEW PRODUCTS

A. SCREAMIN' EAGLE® SOFTAIL® MODEL HIGH-FLOW EXHAUST SYSTEM

The Screamin' Eagle® High-Flow Exhaust for Softail provides bolt-on performance by reducing the catalyst restrictions and improving exhaust flow. This High-Flow exhaust is optimized for use with the Screamin' Eagle 128/131 Stage IV Kits or 131 Crate Engine equipped Milwaukee-Eight® Softail® models. Maximize the horsepower and torque of your performance build when your bike needs it most, all while reducing the weight of your exhaust system by over 20 percent. Offered in durable Satin Black or Stainless finishes to complement your customization journey. Go ahead, let it rip!

- Replaces the stock head pipe and mufflers with large diameter, free-flowing head pipes and matching muffler.
- Mandrel-bent and TIG welded stainless steel headers are meticulously assembled with race shop precision for perfect fitment on your motorcycle.
- Maintains flat torque curve from cruising RPM to redline.
- 2-into-1 full exhaust system reduces weight and provides serious performance look.
- Pre-tapped for stock or wide-band O2 sensors for easy, emissions-compliant installation.
- Dial system to motorcycle by using the Screamin' Eagle® Street Performance Tuner to tune ECM specifically to match performance upgrades.

49-State U.S. EPA Compliant on select '18-later Softail® Models. Refer to www.H-D.com/Shop for status.

Fits '18-later Softail models (except FXDRS, FLFB, FLFBS, FXBR, and FXBRS). Compliant 49-State, Canada, Australia, and New Zealand. Also fits '18-20 Softail models sold in Mexico.

64900828 **Black.**

64900829 **Stainless.**

Street legal and/or street compliant statements refer to products meeting EPA (49-State) and/or California (50-State) emissions and noise standards in the United States as specified.

The street legal and/or street compliant statements may not apply to markets outside of the United States.



B



B. SCREAMIN' EAGLE® 4.155" BIG BORE BOLT-ON CYLINDERS MILWAUKEE-EIGHT® POWERTRAIN

Increase the displacement of your Milwaukee-Eight® engine without removing the engine from the chassis. The Screamin' Eagle® product team has engineered a patent-protected 4.155" Big Bore Cylinder that increases the internal bore but slips into the existing case bore without modification. When combined with the appropriate piston and flywheel combination in the Screamin' Eagle Stage IV kits, these cylinders can increase the displacement of your Milwaukee-Eight® engine from 107CI to 119CI or from 114CI & 117CI to 122CI. The kit includes front and rear cylinders and gaskets.

16800332 Black Non-Highlighted.

Replacement cylinders for '17-later Milwaukee-Eight models equipped with Screamin' Eagle 119 or 122CI Stage III kits.

C. SCREAMIN' EAGLE® TUNER CABLE KIT

The Screamin' Eagle® Pro Street Performance Tuner is designed to simplify management of engine operating parameters as performance modifications are made. Once installed, the kit allows you to adjust key parameters or simply upload the latest Engine Control Module (ECM) calibrations to match your bike's state-of-tune. This cable is required to connect a Screamin' Eagle Street Tuner with '21-Later models equipped with a Milwaukee-Eight engine.

For use with '21-later Touring, Trike, Softail®, and CVO™ models. Does not work with Sportster or Street models.

41000979

C



Street legal and/or street compliant statements refer to products meeting EPA (49-State) and/or California (50-State) emissions and noise standards in the United States as specified.

The street legal and/or street compliant statements may not apply to markets outside of the United States.

89 NEW PRODUCTS

SCREAMIN' EAGLE® MILWAUKEE-EIGHT® ENGINE STAGE III KITS

This Stage III kit has been developed for the rider looking for a solid “seat of the pants” increase you can feel every time you roll on the throttle. The bump up in displacement and compression deliver a significant increase in torque and power over stock, all the while restoring the sensation of riding solo when you’re loaded down. The Stage III 107CI to 119CI upgrade delivers up to 23% more horsepower and 17% more torque and the 114CI to 122CI upgrade increases power by up to 15% and 13% more torque when compared to the Original Equipment engine configurations. Plus there’s a one-year manufacturer’s warranty and eligibility for coverage under factory vehicle warranty when dealer-installed within 60 days of vehicle purchase.

- Delivers increased response throughout the entire RPM range.
- Provides thrilling acceleration when twisting the throttle.
- Maintains flat torque curve from cruising RPM to redline.
- Can be installed without removing the engine from chassis.

49-State U.S. EPA Compliant on select '18-later Softail® Models. Refer to www.H-D.com/Shop for status.

Performance components include:

- Screamin' Eagle® 4.155 Big Bore Bolt-On Cylinders
- Screamin' Eagle Forged 11.0:1 High-Compression Pistons and Rings
- Screamin' Eagle SE8-447 Torque
- Screamin' Eagle High Capacity Tappets
- Screamin' Eagle High Performance Cam Bearing
- Screamin' Eagle Stage III Timer Cover & Insert
- Multi-layer coated Head Gaskets
- Cylinder Base and Cam Cover Gaskets
- Most necessary gaskets and seals

Street legal and/or street compliant statements refer to products meeting EPA (49-State) and/or California (50-State) emissions and noise standards in the United States as specified.

The street legal and/or street compliant statements may not apply to markets outside of the United States.





A. SCREAMIN' EAGLE® STAGE III - 107CI TO 119CI KIT

Fits '18-later Softail® models equipped with 107CI Milwaukee-Eight engine. FXFB models require separate purchase of Screamin' Eagle® Softail High-Flow Exhaust System P/N's 64900828 or 64900829. Requires separate purchase of Cam Drive Retention Kit P/N 25566-06. Installation may require Cam Spacer Kit P/N 25928-06. All models require ECM calibration with Screamin' Eagle Pro Street Tuner for proper installation.

92500083 **Black Non-Highlighted.**

92500096 **Black Non-Highlighted.**

B. SCREAMIN' EAGLE STAGE III - 114CI OR 117CI TO 122CI KIT

Fits '18-later Softail® models equipped with 114 or 117CI Milwaukee-Eight engines. Requires separate purchase of Cam Drive Retention Kit P/N 25566-06. Installation may require Cam Spacer Kit P/N 25928-06. FXFB and FXFBS models require separate purchase of Screamin' Eagle Softail High Flow Exhaust P/N's 64900828 or 64900829. FXDR114 models require separate purchase of Header Pipe Assembly P/N 65600300. All models require ECM calibration with Screamin' Eagle Pro Street Tuner for proper installation.

92500097 **Black Highlighted.**

Street legal and/or street compliant statements refer to products meeting EPA (49-State) and/or California (50-State) emissions and noise standards in the United States as specified.

The street legal and/or street compliant statements may not apply to markets outside of the United States.

ACCESSORIES



93 NEW PRODUCTS

Seats

A. HARLEY-DAVIDSON® HAMMOCK HEATED & COOLED SEAT

Extend and optimize your riding season thanks to cooling and heating technology built into this premium seat for Touring and Trike models. The electronic heating/cooling system is self-contained within the seat. The seat can be easily removed after unplugging a single cord. This seat offers industry-leading cooling performance, and the heating function has been improved to reach its selected temperature twice as fast as previous heated seats. The Hammock seat is our most-premium touring seat design, created for the rider who wants the ultimate in long-haul comfort. For the rider it features a sling-like fabric suspension system that acts like a hammock, providing two inches of suspension above the seat pan, topped with an additional two inches of traditional foam cushioning. This internal suspension prevents "bottoming out" and provides an improvement in comfort and endurance by isolating the rider from harsh road conditions. The passenger position features a multiple spring-board style suspension system along with two inches of traditional foam. This seat really improves comfort and reduces fatigue on long rides.

- Greater comfort reduces fatigue and extends the riding season in any climate.
- In testing with a baseline ambient temperature of 85 degrees the seat cover will cool down by 25 degrees in about 30 minutes, from your 98-degree body temperature to about 76 degrees. As you ride, the cooling function draws heat away from your body, which makes you feel cooler.
- Dual Zone Control: Rider passenger seating positions must use the same temperature mode (heat or cool) but can adjust the level to individual preference or switch the function off.
- Redesigned heating element reaches selected temperature in only seven minutes.
- Seam-sealed construction prevents rain or wash water from infiltrating the seat foam. No riding for hours on a squishy seat.
- Compatible with Rider Backrest Mounting Kit (P/N 52589-09A)

52000462

Fits '14-later Touring and Tri Glide® models. '14-'16 models require separate purchase of Electrical Harness extension P/N 69200722. '17-later models require separate purchase of Electrical Harness P/N 69201599A. Installation on '14-later Tri Glide® models require separate purchase of bracket kit 52100063.





B

B. SUNDOWNER® HEATED & COOLED SEAT

Extend and optimize your riding season thanks to cooling and heating technology built into this premium seat for Touring and Trike models. Clever engineering has maintained the same footprint as the existing Sundowner seats, even with cooling & heating functionality. The seat can be easily removed after unplugging a single connection. This seat offers industry-leading cooling performance, and the heating function has been improved to reach its selected temperature twice as fast as previous heated seats. The two-up Sundowner™ Seat is engineered to provide the maximum in long-riding comfort. The deep-bucket design puts most riders in an ideal touring posture, and the generous padding makes it comfortable for both the rider and passenger as the miles are adding up.

- Greater comfort reduces fatigue and extends the riding season in any climate.
- In testing with a baseline ambient temperature of 85 degrees the seat cover will cool down by 25 degrees in about 30 minutes, from your 98-degree body temperature to about 76 degrees. As you ride, the cooling function draws heat away from your body, which makes you feel cooler.
- Dual Zone Control: Rider passenger seating positions must use the same temperature mode (heat or cool) but can adjust the level to individual preference or switch the function off.
- Redesigned heating element reaches selected temperature in only seven minutes.
- Seam-sealed construction prevents rain or wash water from infiltrating the seat foam. No riding for hours on a squishy seat.
- Compatible with Rider Backrest Mounting Kit (P/N 52589-09A)

52000463

Fits '14-later Touring and Tri Glide® models. '14-'16 models require separate purchase of Electrical Harness extension P/N 69200722. '17-later models require separate purchase of Electrical Harness P/N 69201599A. Installation on '14-later Tri Glide® models require separate purchase of bracket kit 52100063.



B



B



C

C. HEATED & COOLED SEAT TRIKE SUPPORT BRACKET

Support bracket required for installing Harley Hammock Heated Rider and Passenger Touring Seat or Sundowner Heated & Cooled Seat on Trike models.

52100063

Fits '14-later Tri Glide™ models. Required for installation of Harley Hammock Heated Rider and Passenger Touring Seat P/N 52000462 or Sundowner Heated & Cooled Seat P/N 52000463.

95 NEW PRODUCTS

Color-Matched

A. KING TOUR-PAK® LUGGAGE – '14-LATER MODELS

Available to fit:

Fits '14-later Road King®, Road Glide®, Street Glide®, Electra Glide® Standard, select CVO™. Does not fit FLRT models. Separate purchase of H-D® Detachables™ Two-Up or Solo Tour-Pak® Mounting Rack and applicable Docking Hardware is required. Separate purchase of Tour-Pak Lock Kit P/N 90300030 is required.



King Tour-Pak®
'21 Great White Pearl and Black Hole with Wicked Red



Chopped Tour-Pak®
'21 Bronze Armor with Graphic

B. CHOPPED TOUR-PAK® LUGGAGE – '14-LATER MODELS

Available to fit:

Fits '14-later Road King®, Road Glide®, Street Glide®, Electra Glide® Standard, select CVO™ models. Does not fit FLRT models. Separate purchase of H-D® Detachables™ Two-Up or Solo Tour-Pak® Mounting Rack and applicable Docking Hardware is required. Separate purchase of Tour-Pak Lock Kit P/N 90300030 is required.



King Tour-Pak®
'21 Sunset Orange Fade and Sunset Black with Lightning Silver



Chopped Tour-Pak®
'21 Black Hole with Graphics

Solid Color	King Tour-Pak® Luggage		Chopped Tour-Pak® Luggage	
	P/N	Price	P/N	Price
Sunset Orange Fade & Sunset Black with Lightning Silver (Road Glide/Street Glide)	53000836ERL		53000835ERL	
Bronze Armor with Graphics (Road Glide/Street Glide)	53000833ERT		53000830ERT	
Great White Pearl & Black Hole with Wicked Red (Street Glide)	53000653ERP		53000650ERP	
Black Hole with Graphics (Road Glide)	53000833ERS		53000830ERS	
Black Jack Metallic (Black Hardware only)	53000775ESC		53000776ESC	
Gauntlet Gray Metallic (Black Hardware)	53000775ESH		53000776ESH	
Gauntlet Gray Metallic (Chrome Hardware)	53000399ESH		53000402ESH	
Billiard Teal (Chrome Hardware)	53000399ESK		53000402ESK	
River Rock Gray (Chrome Hardware)	53000399ENT		53000402ENT	
3-Tone White-Black CVO Transitional (Street Glide)	53000653ERP		—	—
Midnight Crimson (Black Hardware)	53000775ESN		53000776ESN	
Midnight Crimson (Chrome Hardware)	53000399ESN		53000402ESN	
Deadwood Green (Black Hardware)	53000775ESU		53000776ESU	
Deadwood Green Denim (Chrome Hardware)	53000775ESW		53000776ESW	
Snake Venom (Black Hardware)	53000775ETF		53000776ETF	
Snake Venom (Chrome Hardware)	53000399ETF		53000402ETF	

Two Tone Solid Color/Panel	King Tour-Pak Luggage		Chopped Tour-Pak Luggage	
	P/N	Price	P/N	Price
Billiard Red/ Vivid Black (Black Hardware)	53000866EOU		53000867EOU	
Billiard Red/Vivid Black (Chrome Hardware)	53000901EOU		53000900EOU	
Gauntlet Gray Metallic / Vivid Black (Black Hardware)	53000866ESZ		53000867ESZ	
Gauntlet Gray Metallic / Vivid Black (Chrome Hardware)	53000901ESZ		53000900ESZ	



'21 SPORT GLIDE SADDLEBAG OUTERS

C. SPORT GLIDE® MODEL SADDLEBAG OUTERS – '14-LATER MODELS

The perfect style upgrade to get your Sport Glide® Model saddlebags to really stand out in a crowd. Replace an unpainted Sport Glide saddlebag outer with these left and right parts color-matched in factory Vivid Black paint. Available in additional color-matched colors.

Available to fit:

Fits '18-Later FLSB Models.

Solid Color

SADDLEBAG OUTERS		
	P/N	Price
Vivid Black	90202240DH	
Midnight Blue	90202240EKA	
River Rock Gray Denim	90202240ENV	
Performance Orange	90202240EOE	
Tahitian Teal	90202240EOX	
Scorched Orange	90202240ELG	

D. FL CHIN SPOILERS – '17-LATER MODELS

Available to fit:

Fits '17-later Road King®, Street Glide® (except FLHXSE models), Road Glide® (except FLTRXSE models), and Electra Glide® Standard models. Does not fit Trike models or models equipped with Fairing Lowers. Fits '14-later Street Glide models with fairing mounted mirrors. Kit includes inner fairing, fairing cap, and media door. Does not fit Tri Glide models.

E. SOFTAIL® QUATER FAIRING KITS – '17-LATER MODELS

Available to fit:

Fits 18-later FXBB and FXLR models. Fits 20-Later FXLRS models.

Solid Color	FL Chin Spoilers Fits '17-later Electra Glide®, Street Glide®, and Road King®, Road Glide® models		FL Chin Spoilers Fits 17-Later Road King®, Street Glide®, Road Glide® and Freewheeler models	
	P/N	Price	P/N	Price
Black Jack Metallic	57200261ESC		—	—
Gauntlet Gray Metallic	—	—	57200261ESH	
Billiard Teal	—	—	57200261ESK	
Snake Venom (CPP)	—	—	57200261ETF	
Deadwood Green	—	—	57200261ESU	
Midnight Crimson	—	—	57200261ESN	

Softail® Quarter Fairing Kits		
Solid Color	P/N	Price
Deadwood Green	57000981ESU	
Baja Orange	57000981ESS	

97 NEW PRODUCTS

Color-Matched

A. HARLEY-DAVIDSON® AUDIO POWERED BY ROCKFORD FOSGATE® SADDLEBAG AND FAIRING LOWER SPEAKER HOUSINGS*

Custom Color-Matched covers are shaped to accommodate Boom!™ Audio Saddlebag Lid and Fairing Lower Speakers. Speaker openings are formed to angle the speakers and direct the sound forward toward the rider and passenger. Installation reuses Original Equipment hinges, locks and mounting hardware.

SADDLEBAG LID SPEAKERS

Available to fit:

Fits '14-later Touring (except Road King®) models equipped with Boom!Audio Saddlebag Speaker Kit P/N 76000489 or 76000319.

FAIRING LOWER SPEAKER HOUSING

Available to fit:

Fits '14-later Touring (except Road King and CVO™) models equipped with vented fairing lowers and Boom! Audio Fairing Lower Speaker Kit P/N 76000487 or 76000353. Does not fit models with Twin-Cooled™ engines.

*NOTE: This product is a Paint to Order accessory. Please allow for an average of 5 weeks delivery for this item.



Color	Saddlebag Lid–Left Fits '14-later models		Saddlebag Lid–Right Fits '14-later models		Fairing Lower Speaker Housing Fits '14-later models	
	P/N	Price	P/N	Price	Price	Price
Black with Royal Black	90200827ERG		90200826ERG		—	—
Bronze Armor	90200827ERI		90200826ERI		—	—
Black Jack Metallic	90200827ESC		90200826ESC		76000497ESC	
Gauntlet Gray Metallic	90200827ESH		90200826ESH		76000497ESH	
Billiard Teal	90200827ESK		90200826ESK		76000497ESK	
Midnight Crimson	90200827ESN		90200826ESN		76000497ESN	
Deadwood Green	90200827ESU		90200826ESU		76000497ESU	
Deadwood Green Denim	—	—	—	—	76000497ESW	
Snake Venom	90200827ETF		90200826ETF		76000497ETF	



A. COLOR-MATCHED SPLITSTREAM VENT TRIM – BATWING FAIRING

The batwing fairing is a key visual and functional element of your Touring bike, and the Splitstream vent sits front and center for all to see. Shaped to replace the Original Equipment satin black soft trim, this one-piece rigid component blends into the sweep of the outer fairing and dresses the vent in style. Available in your choice of finishes, this vent trim is the perfect complement to available windshield trim kits.

Fits '14-later Electra Glide®, Street Glide®, Ultra Limited and Tri Glide® models with batwing fairing.



B. COLOR-MATCHED ROAD GLIDE® HEADLAMP TRIM

This sleek one-piece headlamp surround adds a clean custom look to the nose of the Road Glide® model. The easy-to-install Headlamp Trim hugs the dual headlamps and covers the matte black factory bezel for a menacing aerodynamic appearance. The swept back look and the knife-edge side strakes emphasize the streamlined shape of the fairing without impeding air flow to the vents or obstructing headlamp light patterns. Available in your choice of finish, the self-adhesive Headlamp Trim can be installed without removing the headlamp or fairing.

Fits '15-later Road Glide models.

*NOTE: This product is a Paint to Order accessory. Please allow for an average of 5 weeks delivery for this item.



Solid Color	Splitstream Vent Trim		Headlamp Trim	
	P/N	Price	P/N	Price
Black Jack Metallic	61300461ESC		—	—
Gauntlet Gray Metallic	61300461ESH		61400412ESH	
Billiard Red	61300461ENX		—	—
Midnight Crimson	61300461ESN		61400412ESN	
Snake Venom	61300461ETF		61400412ETF	
Deadwood Green	61300461ESU		—	—
Billiard Teal	—	—	61400412ESK	

99

NEW PRODUCTS

Color-Matched

A. COLOR-MATCHED INNER FAIRING KIT

Add a custom touch to your motorcycle with a Color-Matched Inner Fairing and Fairing Cap. Designed to replace the Original Equipment matte black inner fairing, the color-matched finish offers a brilliant contrast to the gauge faces and accessory chrome instrument bezels.

COLOR-MATCHED BATWING INNER FAIRING

Available to fit:

Fits '14-later Electra Glide®, Street Glide® and Ultra Limited models with handlebar mounted mirrors. Kit includes inner fairing, fairing cap, and media door. Does not fit Tri Glide® models.

Fits '14-later Street Glide models with fairing mounted mirrors. Kit includes inner fairing, fairing cap, and media door. Does not fit Tri Glide models.

COLOR-MATCHED TRIKE INNER FAIRING

Available to fit:

Fits '14-later Tri Glide models. Kit includes inner fairing, fairing cap, and media door.

*NOTE: This product is a Paint to Order accessory. Please allow for an average of 5 weeks delivery for this item.



Solid Color	Batwing Inner Fairing Fits '14-later Electra Glide® Street Glide® and Ultra Limited models with handlebar mounted mirrors		Batwing Inner Fairing Fits '14-later Street Glide® models with fairing mounted mirrors		Batwing Inner Fairing Fits '14-later Tri Glide® models	
	P/N	Price	P/N	Price	P/N	Price
Billiard Red	57000387ENX		57000389ENX		57000388ENX	
Black Jack Metallic	57000387ESC		57000389ESC		—	—
Gauntlet Gray Metallic	57000387ESH		57000389ESH		57000388ESH	
Midnight Crimson	57000387ESN		—	—	—	—
Deadwood Green	57000387ESU		57000389ESW		57000388ESU	
Snake Venom	57000387ETF		57000389ETF		57000388ETF	
River Rock Gray	—	—	57000389ENT		—	—
River Rock Gray Denim	57000387ENV		—	—	—	—
Deadwood Green Denim	57000389ESW		—	—	—	—



B. COLOR-MATCHED INNER FAIRING KIT

Add a custom touch to your motorcycle with a Color-Matched Inner Fairing and Fairing Cap. Designed to replace the Original Equipment matte black inner fairing, the color-matched finish offers a brilliant contrast to the gauge faces and accessory chrome instrument bezels.

COLOR-MATCHED ROAD GLIDE® INNER FAIRING

Available to fit:

Fits '15-later Road Glide® models. Kit includes Color-Matched instrument housing. Color-Matched Inner Fairing Air Duct sold separately.

COLOR-MATCHED ROAD GLIDE AIR DUCT

Available to fit:

Fits '15-later Road Glide models. Color-Matched Inner Fairing sold separately. Kit includes air duct baffle and actuator assembly.

*NOTE: This product is a Paint to Order accessory. Please allow for an average of 5 weeks delivery for this item



Solid Color	Road Glide® Inner Fairing Fits '15-later models		Road Glide Fairing Air Duct Fits '15-later models	
	P/N	Price	P/N	Price
Gauntlet Gray Metallic	57000482ESH		29200102ESH	
Billiard Teal	57000482ESK		29200102ESK	
Midnight Crimson	57000482ESN		29200102ESN	
Snake Venom	57000482ETF		29200102ETF	

101 NEW PRODUCTS

Color-Matched

A. COLOR-MATCHED VENTED FAIRING LOWER KIT*

Control the airflow to your lower legs for maximum riding comfort. Original Equipment on many Touring models, these Color-Matched Fairing Lower feature a venting system that allows you to adjust the amount of air that circulates across the engine. On hot days, open the vent to direct additional cooling air and on cold or rainy days, close the vents for maximum protection from the elements. The ratcheting friction lock pivot allows you to easily set the position. The complete kit includes left and right Fairing Lower, convenient glove box and lid and all necessary mounting hardware. NOTE: Fairing Lower Kits are painted in a single color and do not feature pinstriping.

Fits '14-later air-cooled Touring (except '18-later FLTRXSE models) and Trike models. Does not fit Twin-Cooled models. Freewheeler models require separate purchase of Engine Guard P/N 49184-09A or 49050-09A and Mounting Bracket P/N 45700054. Does not fit with Mustache Engine Guards, Chopped Engine Guards or Knockout Wheel Kit P/N 43300494 or 43300496.

*NOTE: This product is a Paint to Order accessory. Please allow for an average of 5 weeks delivery for this item.

57100257ESC Black Jack Metallic.

57100257ESH Gauntlet Gray Metallic.

57100257ESK Billiard Teal.

57100257ESN Midnight Crimson.

57100257ESW Deadwood Green Denim.

57100257ETF Snake Venom.

B. ROAD GLIDE® FAIRING SPOILER

Add a custom touch to your motorcycle with a Color-Matched Road Glide® Fairing Spoiler. Designed to replace the Original Equipment Road Glide Fairing Spoiler.

Fits '17-later FLTRX and FLTRXS models. Requires separate purchase of Chopped Engine Guard P/N 49000117A. Does not fit with Heavy Breather Extreme Air Cleaners P/N's 29400388 or 29400387.

57001042ESH Gauntlet Gray Metallic.

57001042ESK Billiard Teal.

57001042ESN Midnight Crimson.

57001042ETF Snake Venom.





A

A. CUSTOM WRAPPED FRONT FENDER

Give your bike a big hug. This all-steel fender is shaped to show off the full profile of your 19" front wheel. The apronless fender wraps almost 180 degrees around the front tire for a clean, custom appearance, and the low profile cutaway design exposes the wheel from hub to rim for maximum visual impact. Designed for mistake-proof installation, the fender is pre-drilled to fit Original Equipment fender mounting bosses, and does not require additional fender spacers or install kits. Available in Color-Matched, Vivid Black or primed and ready- to-paint finish.

Fits '14-later Touring models equipped with 17", 18" or 19" wheel and tire combination. Does not fit with Fender Tip Assembly P/N 59600003 or 59600006. Does not fit Trike or FLTRXSE models.

58900196ESC Black Jack Metallic.

58900196ESH Gauntlet Gray Metallic.

58900196ESK Billiard Teal.

58900196ESN Midnight Crimson.

58900196ESW Deadwood Green Denim.

58900196ESU Deadwood Green.

58900196ETF Snake Venom.

58900527ESZ Gauntlet Gray Metallic/ Vivid Black.

58900527EOU Billiard Red/ Vivid Black.

58900360ERL 3-Tone Orange-Black.

58900196ERI Bronze CVO Stretch.

58900360ERP 3-Tone White-Black.



B

B. COLOR-MATCHED 21" FRONT FENDER

Required for use with the Knockout Custom Wheel Kit. Fits '17-later FLTRX and FLTRXS models equipped with Knockout Wheel Kit P/N 43300494 or 43300496.

58900336ESH Gauntlet Gray Metallic.

58900336ESK Billiard Teal.

58900336ESN Midnight Crimson

58900336ETF Snake Venom.

58900529ESZ Gauntlet Gray Metallic/Vivid Black.

58900529EOU Billiard Red/ Vivid Black.

