

# HARLEY-DAVIDSON® GENUINE MOTOR PARTS & ACCESSORIES

---

2021 August





## **Empire™ Collection**

---

### **Style**

---

### **Screamin' Eagle® Performance Parts**

---

### **Function**

---

### **Pan America™ Accessories**

---

### **H-D® Battery Chargers**

---

## Empire™ Collection — Black

Raise the stakes. Deep grooves add eye-catching depth and detail to the rich black anodized finish on this complete collection of hand and foot controls. Executed in durable cast and billet aluminum, the Black Empire™ Collection adds captivating custom detail that complements other black and machine cut accessories.



## PARTS & ACCESSORIES

# Empire™ Collection



### Hand Grips – Black

Fits '20-later LiveWire®, '16-'17 Dyna® FXDLS and '16-later Softail® models, '14-'15 FLSTNSE, '11-'12 FLSTSE, '13-'14 FXSBSE, and '08-later Touring and Trike models.

**Part Number:** 56100428

- Black Anodized Finish
- Inset classic Harley-Davidson branding
- Glueless design permits removal for servicing without damage
- Rubber provides a positive grip while riding
- Add the complete collection, or start with one component and build your custom ride



### Rider Footboard Kit – Black

Fits '12-'16 FLD, '00-'17 FL Softail®, '00-later Touring (except FLHTCUL and FLHTKL), and '09-'13 Trike models. Installation on '00-'17 Softail FLS, FLSS, FLSTFB, FLSTFBS and FLSTN models requires separate purchase of Jiffy Stand P/N 50087-07A. Not for use with Ergo Jiffy Stand P/N 50000091 or Jiffy Stand Extension Kit P/N 50233-00, 50000008 or 50000023

**Part Number:** 50501933

- Black Anodized Finish
- Open cut-out design for edgy custom styling
- Inset classic Harley-Davidson branding
- Rubber top surface provides a positive grip while riding
- Add the complete collection, or start with one component and build your custom ride



## PARTS & ACCESSORIES

# Empire™ Collection



### Rider Footboard Kit – Black

Fits '18-later FL Softail® models equipped with rider footboards.

**Part Number:** 50501938

- Black Anodized Finish
- Open cut-out design for edgy custom styling
- Inset classic Harley-Davidson branding
- Rubber top surface provides a positive grip while riding
- Add the complete collection, or start with one component and build your custom ride



### Passenger Footboard Kit – Black

Fits '06-'17 Dyna®, '00-'17 Softail® and '86-later Touring models equipped with passenger footboard support. Does not fit Trike Models.

**Part Number:** 50501951

- Black Anodized Finish
- Open cut-out design for edgy custom styling
- Rubber top surface provides a positive grip while riding
- Add the complete collection, or start with one component and build your custom ride



### Passenger Footpegs – Black

Fits passenger position on '10-later FLHX, FLHXSE, FLTRX, and FLTRXSE models.

**Part Number:** 50502112

- Black Anodized Finish
- Open cut-out design for edgy custom styling
- Rubber top surface provides a positive grip while riding
- Add the complete collection, or start with one component and build your custom ride

## PARTS & ACCESSORIES

# Empire™ Collection



### Highway Footpegs – Black

Fits models using highway peg mounts and engine guard peg mounts P/N 50957-02C, 54234-10A, 50829-07A, 50830-07A, 50500167, 50500168, 50832-07A and 50964-98.

**Part Number:** 50501896

- Black Anodized Finish
- Open cut-out design for edgy custom styling
- Rubber top surface provides a positive grip while riding
- Add the complete collection, or start with one component and build your custom ride



### Small Rear Brake Pedal Pad – Black

Fits '15-later XG models (except XG750A), '14-later XL models with Extended Reach Forward Control Kit P/N 50700030, '93-'17 Dyna® models with forward controls, and '84-'17 FX Softail® models (except FXSTDSE). Also fits '18-later FXBR, FXBRS, FLSB models and '18-later Softail® models equipped with Billet Style Rear Brake Lever for Forward Controls P/N 41600218, 41600219 and 41600220.

**Part Number:** 50600458

- Black Anodized Finish
- Open cut-out design for edgy custom styling
- Rubber top surface provides a positive grip while riding
- Add the complete collection, or start with one component and build your custom ride

## PARTS & ACCESSORIES

# Empire™ Collection



### Large Rear Brake Pedal Pad – Black

Fits '12-'16 FLD, '86-'17 FL Softail® and '80-later Touring and Trike models.

**Part Number:** 50600464

- Black Anodized Finish
- Open cut-out design for edgy custom styling
- Rubber top surface provides a positive grip while riding
- Add the complete collection, or start with one component and build your custom ride



### Large Rear Brake Pedal Pad – Black

Fits '18-later FL Softail models equipped with rider footboards.

**Part Number:** 50600467

- Black Anodized Finish
- Open cut-out design for edgy custom styling
- Rubber top surface provides a positive grip while riding
- Add the complete collection, or start with one component and build your custom ride
- with one component and build your custom ride



### Shifter Peg – Black

Fits all models (except '06-'17 VRSC™ models with forward controls and '08-'13 XR models).

**Part Number:** 33600334

- Black Anodized Finish
- Rubber top surface provides a positive grip while riding
- Includes mounting hardware
- Add the complete collection, or start with one component and build your custom ride

## PARTS & ACCESSORIES

# Empire™ Collection



### Mirrors – Black

Fits '82-later models (except Revolution® Max models, VRSCF, XG750A, '14-'16 FLHR, FLHRC and FLHRSE, '11-'13 FLHTCUSE, '14-later FLHTKSE and '18-later FLTRXSE). Does not fit XL1200X models with mirrors mounted below the handlebar or Revolution Max models.

**Part Number:** 56000294

- Black Anodized Finish
- Add the complete collection, or start with one component and build your custom ride

**Available Q4 2021**



### Large Footpegs – Black

Fits rider position on '18-later FLSB, FXBB, FXBBS, FXLR, FXLRS and FXST models and '21-later RH1250S models.

**Part Number:** 50501856

- Black Anodized Finish
- Open cut-out design for edgy custom styling
- Rubber top surface provides a positive grip while riding
- Add the complete collection, or start with one component and build your custom ride



### Small Rider Footpegs – Black

Fits '18-later FXFB, FXFBS, and '19-later FXDRS models in the rider position.

**Part Number:** 50501899

- Black Anodized Finish
- Open cut-out design for edgy custom styling
- Rubber top surface provides a positive grip while riding
- Replaceable wear pegs
- Add the complete collection, or start with one component and build your custom ride



## PARTS &amp; ACCESSORIES

# **Empire™ Collection**



## **Passenger Footpegs – Black**

Fits '18-later Softail® models in the passenger position.

**Part Number:** 50501831

- Black Anodized Finish
- Open cut-out design for edgy custom styling
- Rubber top surface provides a positive grip while riding
- • Add the complete collection, or start with one component and build your custom ride



## **Derby Cover – Black**

Fits '16-later Touring and Trike and '15-later FLTHCUL and FLHTKL models. Also fits '07-later Touring and Trike models equipped with Narrow-Profile Outer Primary Cover P/N 25700385 or 25700438.

**Part Number:** 25701171

- Black Anodized Finish
- Inset classic Harley-Davidson branding
- Designed side-by-side with Original Equipment components for a perfect fit
- Includes mounting hardware
- Add the complete collection, or start with one component and build your custom ride

## PARTS &amp; ACCESSORIES

## Empire™ Collection

**Derby Cover**  
**- Black**

Fits '18-later FLSB and '19-later Softail® models. Also fits '18 Softail models equipped with Narrow Profile Primary Cover P/Ns 25700900, 25700913, 25700937, 25700941, 25701039, 25701040 and 25701043.

**Part Number:** 25701177

- Black Anodized Finish
- Inset classic Harley-Davidson branding
- Designed side-by-side with Original Equipment components for a perfect fit
- Includes mounting hardware
- Add the complete collection, or start with one component and build your custom ride

**Timer Cover**  
**- Black**

Fits '17-later Milwaukee-Eight® engine-equipped models.

**Part Number:** 25600148

- Black Anodized Finish
- Inset Bar & Shield logo
- Designed side-by-side with Original Equipment components for a perfect fit
- Includes mounting hardware
- Add the complete collection, or start with one component and build your custom ride



## Empire™ Collection — Chrome

Raise the stakes. Brilliant chrome highlights the deep grooves that add eye-catching depth and detail to this complete collection of hand and foot controls. Executed in durable cast and billet aluminum, the Chrome Empire™ Collection adds captivating custom detail that complements other chrome accessories.



## PARTS &amp; ACCESSORIES

# **Empire™ Collection**



## **Hand Grips – Chrome**

Fits '20-later LiveWire®, '16-'17 Dyna® FXDLS and '16-later Softail® models, '11-'12 FLSTSE, '14-'15 FLSTNSE, '13-'14 FXSBSE, '16-'17 FXSE and '08-later Touring (except '18-later FLTRXSE) and Trike models.

**Part Number:** 56100427

- Inset classic Harley-Davidson branding
- Glueless design permits removal for servicing without damage
- Rubber provides a positive grip while riding
- Add the complete collection, or start with one component and build your custom ride



## **Rider Footboard Kit – Chrome**

Fits '12-'16 FLD, '00-'17 FL Softail®, '00-later Touring (except FLHTCUL and FLHTKL), and '09-'13 Trike models. Installation on '00-'17 Softail® FLS, FLSS, FLSTFB, FLSTFBS and FLSTN models requires separate purchase of Jiffy Stand P/N 50087-07A. Not for use with Ergo Jiffy Stand P/N 50000091 or Jiffy Stand Extension Kit P/N 50233-00, 50000008 or 50000023.

**Part Number:** 50501932

- Open cut-out design for edgy custom styling
- Inset classic Harley-Davidson branding
- Rubber top surface provides a positive grip while riding
- Add the complete collection, or start with one component and build your custom ride



## PARTS &amp; ACCESSORIES

# Empire™ Collection



## Rider Footboard Kit – Chrome

Fits '18-later FL Softail® models equipped with rider footboards.

**Part Number:** 50501945

- Open cut-out design for edgy custom styling
- Inset classic Harley-Davidson branding
- Rubber top surface provides a positive grip while riding
- Add the complete collection, or start with one component and build your custom ride



## Passenger Footboard Kit – Chrome

Fits '06-'17 Dyna®, '00-'17 Softail and '86-later Touring models equipped with passenger footboard support. Does not fit Trike Models.

**Part Number:** 50501950

- Open cut-out design for edgy custom styling
- Rubber top surface provides a positive grip while riding
- Add the complete collection, or start with one component and build your custom ride



## Passenger Footpegs – Chrome

Fits passenger position on '10-later FLHX, FLHXSE, FLTRX, and FLTRXSE models.

**Part Number:** 50502111

- Open cut-out design for edgy custom styling
- Rubber top surface provides a positive grip while riding
- Add the complete collection, or start with one component and build your custom ride

## PARTS &amp; ACCESSORIES

# Empire™ Collection



## Highway Footpegs – Chrome

Fits models using highway peg mounts and engine guard peg mounts P/N 50957-02C, 54234-10A, 50829-07A, 50830-07A, 50500167, 50500168, 50832-07A and 50964-98.

**Part Number:** 50501895

- Open cut-out design for edgy custom styling
- Rubber top surface provides a positive grip while riding
- Add the complete collection, or start with one component and build your custom ride



## Small Rear Brake Pedal Pad – Chrome

Fits '15-later XG models (except XG750A), '14-later XL models with Extended Reach Forward Control Kit P/N 50700030, '93-'17 Dyna® models with forward controls, and '84-'17 FX Softail® models (except FXSTDSE). Also fits '18-later FXBR, FXBRS, FLSB models and '18-later Softail® models equipped with Billet Style Rear Brake Lever for Forward Controls P/N 41600218, 41600219 and 41600220.

**Part Number:** 50600459

- Open cut-out design for edgy custom styling
- Rubber top surface provides a positive grip while riding
- Add the complete collection, or start with one component and build your custom ride



## PARTS &amp; ACCESSORIES

# **Empire™ Collection**



## **Large Rear Brake Pedal Pad – Chrome**

Fits '12-'16 FLD, '86-'17 FL Softail® and '80-later Touring and Trike models.

**Part Number:** 50600465

- Open cut-out design for edgy custom styling
- Rubber top surface provides a positive grip while riding
- Add the complete collection, or start with one component and build your custom ride



## **Large Rear Brake Pedal Pad – Chrome**

Fits '18-later FL Softail® models equipped with rider footboards.

**Part Number:** 50600468

- Open cut-out design for edgy custom styling
- Rubber top surface provides a positive grip while riding
- Add the complete collection, or start with one component and build your custom ride



## **Shifter Peg – Chrome**

Fits all models (except '06-'17 VRSC™ models with forward controls and '08-'13 XR models).

**Part Number:** 33600335

- Rubber top surface provides a positive grip while riding
- Includes mounting hardware
- Add the complete collection, or start with one component and build your custom ride

## PARTS &amp; ACCESSORIES

# **Empire™ Collection**



## **Small Rider Footpegs – Chrome**

Fits '18-later FXFB, FXFBS, and '19-later FXDRS models in the rider position.

**Part Number:** 50501898

- Open cut-out design for edgy custom styling
- Rubber top surface provides a positive grip while riding
- Replaceable wear pegs
- Add the complete collection, or start with one component and build your custom ride



## **Passenger Footpegs – Chrome**

Fits '18-later Softail® models in the passenger position.

**Part Number:** 50501830

- Open cut-out design for edgy custom styling
- Rubber top surface provides a positive grip while riding
- Add the complete collection, or start with one component and build your custom ride



## **Large Footpegs – Chrome**

Fits rider position on '18-later FLSB, FXBB, FXBBS, FXLR, FXLRS and FXST models and '21-later RH1250S models.

**Part Number:** 50501855

- Open cut-out design for edgy custom styling
- Rubber top surface provides a positive grip while riding
- Add the complete collection, or start with one component and build your custom ride
-

## PARTS &amp; ACCESSORIES

# **Empire™ Collection**



## **Mirrors – Chrome**

Fits '82-later models (except models with Revolution® Max engine, VRSCF, XG750A, '14-'16 FLHR, FLHRC and FLHRSE, '11-'13 FLHTCUSE, '14-later FLHTKSE and '18-later FLTRXSE). Does not fit XL1200X models with mirrors mounted below the handlebar and Revolution Max models.

**Part Number:** 56000301

- Add the complete collection, or start with one component and build your custom ride

**Available Q4 2021**



## **Derby Cover – Chrome**

Fits '16-later Touring and Trike and '15-later FLTHCUL and FLHTKL models. Also fits '07-later Touring and Trike models equipped with Narrow-Profile Outer Primary Cover P/N 25700385 or 25700438.

**Part Number:** 25701169

- Inset classic Harley-Davidson branding
- Designed side-by-side with Original Equipment components for a perfect fit
- Includes chrome-plated mounting hardware
- Add the complete collection, or start with one component and build your custom ride



## PARTS &amp; ACCESSORIES

# **Empire™ Collection**



## **Derby Cover – Chrome**

Fits '18-later FLSB and '19-later Softail® models. Also fits '18 Softail models equipped with Narrow Profile Primary Cover P/Ns 25700900, 25700913, 25700937, 25700941, 25701039, 25701040 and 25701043.

**Part Number:** 25701175

- Inset classic Harley-Davidson branding
- Designed side-by-side with Original Equipment components for a perfect fit
- Includes chrome-plated mounting hardware
- Add the complete collection, or start with one component and build your custom ride



## **Timer Cover – Chrome**

Fits '17-later Milwaukee-Eight® engine-equipped models.

**Part Number:** 25600150

- Inset Bar & Shield logo
- Designed side-by-side with Original Equipment components for a perfect fit
- Includes chrome-plated mounting hardware
- Add the complete collection, or start with one component and build your custom ride

## Empire™ Collection — Black Machine Cut

Raise the stakes. Milled highlights reveal gleaming billet aluminum below the rich black anodized surface, while deep grooves add eye-catching depth and detail to each component in this complete collection of hand and foot controls. Executed in durable cast and billet aluminum, the Black Machine Cut Empire™ Collection adds captivating custom detail that complements black or machine cut accessories.





## PARTS &amp; ACCESSORIES

# **Empire™ Collection**



## **Hand Grips – Black Machine Cut**

Fits '20-later LiveWire®, '16-'17 Dyna® FXDLS, '16-later Softail® models, '14-'15 FLSTNSE, '11-'12 FLSTSE, '13-'14 FXSBSE, and '08-later Touring (except '18-later FLTRXSE) and Trike models.

**Part Number:** 56100429

- Black Machine Cut Finish
- Inset classic Harley-Davidson branding
- Glueless design permits removal for servicing without damage
- Rubber provides a positive grip while riding
- Add the complete collection, or start with one component and build your custom ride



## **Rider Footboard Kit – Black Machine Cut**

Fits '12-'16 FLD, '00-'17 FL Softail, '00-later Touring (except FLHTCUL and FLHTKL), and '09-'13 Trike models. Installation on '00-'17 Softail® FLS, FLSS, FLSTFB, FLSTFBS and FLSTN models requires separate purchase of Jiffy Stand P/N 50087-07A. Not for use with Ergo Jiffy Stand P/N 50000091 or Jiffy Stand Extension Kit P/N 50233-00, 50000008 or 50000023.

**Part Number:** 50501934

- Black Machine Cut Finish
- Open cut-out design for edgy custom styling
- Inset classic Harley-Davidson branding
- Rubber top surface provides a positive grip while riding
- Add the complete collection, or start with one component and build your custom ride



## PARTS &amp; ACCESSORIES

# **Empire™ Collection**



## **Rider Footboard Kit – Black Machine Cut**

Fits '18-later FL Softail® models equipped with rider footboards.

**Part Number:** 50501939

- Black Machine Cut Finish
- Open cut-out design for edgy custom styling
- Inset classic Harley-Davidson branding
- Rubber top surface provides a positive grip while riding
- Add the complete collection, or start with one component and build your custom ride



## **Passenger Footboard Kit – Black Machine Cut**

Fits '06-'17 Dyna®, '00-'17 Softail® and '86-later Touring models equipped with passenger footboard support. Does not fit Trike Models.

**Part Number:** 50501952

- Black Machine Cut Finish
- Open cut-out design for edgy custom styling
- Rubber top surface provides a positive grip while riding
- Add the complete collection, or start with one component and build your custom ride



## **Passenger Footpegs – Black Machine Cut**

Fits passenger position on '10-later FLHX, FLHXSE, FLTRX, and FLTRXSE models.

**Part Number:** 50502113

- Black Machine Cut Finish
- Open cut-out design for edgy custom styling
- Rubber top surface provides a positive grip while riding
- Add the complete collection, or start with one component and build your custom ride

## PARTS &amp; ACCESSORIES

# **Empire™ Collection**



## **Highway Footpegs – Black Machine Cut**

Fits models using highway peg mounts and engine guard peg mounts P/N 50957-02C, 54234-10A, 50829-07A, 50830-07A, 50500167, 50500168, 50832-07A and 50964-98

**Part Number:** 50501897

- Black Machine Cut Finish
- Open cut-out design for edgy custom styling
- Rubber top surface provides a positive grip while riding
- Add the complete collection, or start with one component and build your custom ride



## **Small Rear Brake Pedal Pad – Black Machine Cut**

Fits '15-later XG models (except XG750A), '14-later XL models with Extended Reach Forward Control Kit P/N 50700030, '93-'17 Dyna® models with forward controls, and '84-'17 FX Softail® models (except FXSTDSE). Also fits '18-later FXBR, FXBRS, FLSB models and '18-later Softail® models equipped with Billet Style Rear Brake Lever for Forward Controls P/N 41600218, 41600219 and 41600220.

**Part Number:** 50600457

- Black Machine Cut Finish
- Open cut-out design for edgy custom styling
- Rubber top surface provides a positive grip while riding
- Add the complete collection, or start with one component and build your custom ride

## PARTS &amp; ACCESSORIES

# **Empire™ Collection**



## **Large Rear Brake Pedal Pad – Black Machine Cut**

Fits '12-'16 FLD, '86-'17 FL Softail® and '80-later Touring and Trike models.

**Part Number:** 50600463

- Black Machine Cut Finish
- Open cut-out design for edgy custom styling
- Rubber top surface provides a positive grip while riding
- Add the complete collection, or start with one component and build your custom ride



## **Large Rear Brake Pedal Pad – Black Machine Cut**

Fits '18-later FL Softail models equipped with rider footboards.

**Part Number:** 50600466

- Black Machine Cut Finish
- Open cut-out design for edgy custom styling
- Rubber top surface provides a positive grip while riding
- Add the complete collection, or start with one component and build your custom ride



## **Shifter Peg – Black Machine Cut**

Fits all models (except '06-'17 VRSC™ models with forward controls and '08-'13 XR models).

**Part Number:** 33600333

- Black Machine Cut Finish
- Rubber top surface provides a positive grip while riding
- Includes mounting hardware
- Add the complete collection, or start with one component and build your custom ride



## PARTS &amp; ACCESSORIES

# **Empire™ Collection**



## **Small Rider Footpegs – Black Machine Cut**

Fits '18-later FXFB, FXFBS, and '19-later FXDRS models in the rider position.

**Part Number:** 50501900

- Black Machine Cut Finish
- Open cut-out design for edgy custom styling
- Rubber top surface provides a positive grip while riding
- Replaceable wear pegs
- Add the complete collection, or start with one component and build your custom ride



## **Passenger Footpegs – Black Machine Cut**

Fits '18-later Softail® models in the passenger position.

**Part Number:** 50501832

- Black Machine Cut Finish
- Open cut-out design for edgy custom styling
- Rubber top surface provides a positive grip while riding
- Add the complete collection, or start with one component and build your custom ride



## **Large Footpegs – Black Machine Cut**

Fits rider position on '18-later FL502, FXBB, FXBBS, FXLR, FXLRS and FXST models and '21-later RH1250S models.

**Part Number:** 50501857

- Black Machine Cut Finish
- Open cut-out design for edgy custom styling
- Rubber top surface provides a positive grip while riding
- Add the complete collection, or start with one component and build your custom ride

## PARTS &amp; ACCESSORIES

# **Empire™ Collection**



## **Mirrors**

### **– Black Machine Cut**

Fits '82-later models (except Revolution® Max models, VRSCF, XG750A, '14-'16 FLHR, FLHRC and FLHRSE, '11-'13 FLHTCUSE, '14-later FLHTKSE and '18-later FLTRXSE). Does not fit XL1200X models with mirrors mounted below the handlebar or Revolution Max models.

**Part Number:** 56000305

- Black Machine Cut Finish
- Add the complete collection, or start with one component and build your custom ride

**Available Q4 2021**



## **Derby Cover**

### **– Black Machine Cut**

Fits '16-later Touring and Trike and '15-later FLTHCUL and FLHTKL models. Also fits '07-later Touring and Trike models equipped with Narrow-Profile Outer Primary Cover P/N 25700385 or 25700438.

**Part Number:** 25701173

- Black Machine Cut Finish
- Inset classic Harley-Davidson branding
- Designed side-by-side with Original Equipment components for a perfect fit
- Includes mounting hardware
- Add the complete collection, or start with one component and build your custom ride

## PARTS &amp; ACCESSORIES

# **Empire™ Collection**



## **Derby Cover – Black Machine Cut**

Fits '18-later FLSB and '19-later Softail® models. Also fits '18 Softail models equipped with Narrow Profile Primary Cover P/Ns 25700900, 25700913, 25700937, 25700941, 25701039, 25701040 and 25701043.

**Part Number:** 25701179

- Black Machine Cut Finish
- Inset classic Harley-Davidson branding
- Designed side-by-side with Original Equipment components for a perfect fit
- Includes mounting hardware
- Add the complete collection, or start with one component and build your custom ride



## **Timer Cover – Black Machine Cut**

Fits '17-later Milwaukee-Eight® engine-equipped models.

**Part Number:** 25600152

- Black Machine Cut Finish
- Inset Bar & Shield logo
- Designed side-by-side with Original Equipment components for a perfect fit
- Includes mounting hardware
- Add the complete collection, or start with one component and build your custom ride



## PARTS & ACCESSORIES

# Empire™ Collection Heated Hand Grips

Combine style and comfort for cool morning or frigid night rides. These thermostatically controlled grips feature variable heat settings controlled with a military grade resistor, and use automatic temperature monitoring to adjust to ambient temperatures. Grips have been thermally mapped to provide a more-uniform heat and are designed to achieve a maximum operating temperature approximately 20° Fahrenheit warmer than previous accessory heated grips for added warmth during cold rides.

1.



2.



3.



Fits '16-'17 Dyna® FXDLS, '16-later Softail®, and '08-later Touring and Trike models. Does not fit CVO™ models (except FXSE). '16-'17 Softail models require separate purchase of Electrical Connection Kit P/N 72673-11. '14-'16 Touring and Trike models require separate purchase of Electrical Connection Kit P/N 69200722. '18-later Softail and '17-later Touring and Trike models require Electrical Connection Kit P/N 69201599A. Does not fit '08-'13 models with internally wired handlebars. The power wires for these grips must be wired internal of the handlebar. See accessory handlebars for specific heated hand grip exclusions.

- With both hands on the grips, they remain at a constant temperature regardless of changes in outside temperature
- Self-contained control circuit and control knob means no additional switches or controller boxes to mount
- Switched on/off with the ignition to avoid draining your battery
- Easy-to-install glueless design allows removal of the grips for servicing without damage
- Rubber surface for positive grip in wet or dry weather plus inset classic Harley-Davidson branding for added style.

### 1. Heated Hand Grips – Black

**Part Number:** 56100437

Complements the Black Empire™ Collection Control and Engine Trim.

### 2. Heated Hand Grips – Chrome

**Part Number:** 56100436

Complements the Chrome Empire™ Collection Control and Engine Trim.

### 3. Heated Hand Grips – Black Machine Cut

**Part Number:** 56100438

Complements the Chrome Empire™ Collection Control and Engine Trim.

## PARTS &amp; ACCESSORIES

## Style



### Front Axle Nut Covers – Black Machine Cut

Fits '02-'11 VRSC™ (except VRSCF and VRSCR), '15-later XG, '08-later XL, '08-'17 Dyna®, '07-later Softail® (except Springer™, FLSTNSE, FXCW, FXCWC, FXSB, FXSBSE, FXSE, FXST-Aus, and FXSTD) and '08-later Touring and Trike models. '18-later FLDE, FLFB, FLFBS, FLHC, FLHCS, FLSB, FLST, FXBB, FXBBS, FXBR, FXBRS, FXLR and FXST models require separate purchase of Front Axle Adapter Kit P/N 43000090. '20-later FXLRS, '19-later FXDRS and '18-later FXFB and FXFBS models require separate purchase of Front Axle Adapter Kit P/N 43000159.

**Part Number:** 43000212

Add some edgy custom detail to the front end and express big attitude with contrasting style.

- Durable billet aluminum with rich black finish
- Deep machine cut grooves expose bright aluminum and add edgy detail
- Easy to install with included mounting hardware
- Complete this custom look with additional edge cut accessories

## PARTS & ACCESSORIES

### Style



#### Custom Fuel Cap – Black Machine Cut

Fits '92-later XL, '92-'17 Dyna® (except '04-'17 FXD and FXDX, '05-'06 FXDC and '07 FXDSE), '00-later Softail®, (except FXSTD and FXSTSSE) '94-later Road King® and '15-later Freewheeler® models. Does not fit models equipped with Original Equipment locking or tethered fuel caps. Use on '13-'14 FXSBSE requires removal of stock flush mount trim ring.

**Part Number:** 61100180

Add some edgy custom detail to the fuel tank and express big attitude with contrasting style.

- Durable billet aluminum with rich black finish
- Deep machine cut grooves expose bright aluminum and add edgy detail
- Ratcheting design ensures that the design faces the correct direction
- Easy to install
- Complete this custom look with additional edge cut accessories



## PARTS & ACCESSORIES

### Style



#### Coil Cover – Black Machine Cut

Fits 18-later Softail® models.

**Part Number:** 57300289

Add some edgy custom detail and express big attitude with contrasting style.

- Durable billet aluminum with rich black finish
- Deep machine cut grooves expose bright aluminum and add edgy detail
- Easy custom detail that hides the coil.
- Easy to install with included mounting hardware
- Complete this custom look with additional edge cut accessories



#### Horn Cover – Black Machine Cut

Fits '93-later models with side-mounted horn (except VRSC™ and XG models).

**Part Number:** 61301177

Add some edgy custom detail and express big attitude with contrasting style.


- Durable billet aluminum with rich black finish
- Deep machine cut grooves expose bright aluminum and add edgy detail
- Easy custom detail that hides the horn.
- Easy to install with included mounting hardware
- Complete this custom look with additional edge cut accessories

## PARTS &amp; ACCESSORIES

## Style



21" Front



18" Rear

### Combo Cast Laced – 21" Front /18" Rear Wheel Kit for Road Glide® Models

Fits '17-later FLTRX and FLTRXS models. Does not fit models equipped with Fairing Lower. Can be installed with Chopped Engine Guard P/N 49000117A. Requires separate purchase of TPMS sensor P/N 42300145, except Japan models require P/N 42300146, and valve cap P/N 42300093 for '20-later FL bikes equipped with TPMS. Requires separate purchase of 21" Front Fender, Front Tire P/N 43100008, Rear Tire P/N 43200045 and model-specific Wheel Installation Kits. May require purchase of brake rotors. Models with ABS brakes require ABS recalibration. Dealer installation required. See dealer for details.

**Part Number:** 42400045

Think big, Road Glide® motorcycle riders. Our new Combo custom wheels feature laced spokes that exit outside the cast aluminum rim for a new look that is both rugged and very exclusive. This 21/18-inch wheel kit is only for Road Glide models and includes internal front suspension components necessary to optimize fork travel and ride quality. You get radical big-wheel style without compromising touring performance and reliability.

- Contrast Chrome and Gloss Black wheel finish
- Laced spokes and cast-aluminum rims
- Kit includes 21" front wheel, 18" rear wheel and the internal front suspension components necessary to optimize fork travel and ride quality
- Enables TPMS (tire pressure monitoring systems) on a laced wheel
- Required installation Kit, 21" fender and brake rotors sold separately
- Dealer installation required
- See dealer for details

## PARTS &amp; ACCESSORIES

## Style



21" Front



18" Rear

**Combo Cast Laced  
– 21 In. Front Wheel**

Fits '18-later FLTRXSE. '18-'20 FLTRXSE models require separate purchase of TPMS sensor P/N 42300145, except Japan models require P/N 42300146.

**Part Number:** 43300888 (21" Front)

Hit them with this Combo punch for knockout style on a CVO™ Road Glide® model. The radical Combo wheel combines laced spokes that exit outside the cast aluminum rim for a new look that is both rugged and very exclusive.

- Contrast Chrome and Gloss Black wheel finish
- Laced spokes and cast-aluminum rims
- Enables TPMS (tire pressure monitoring systems) on a laced wheel

**Combo Cast Laced  
– 18 In. Rear Wheel™**

Fits '18-later FLTRXSE. '18-'20 FLTRXSE models require separate purchase of TPMS sensor P/N 42300145, except Japan models require P/N 42300146.

**Part Number:** 40900871 (18" Rear)

Hit them with this Combo punch for knockout style on a CVO™ Road Glide® model. The radical Combo wheel combines laced spokes that exit outside the cast aluminum rim for a new look that is both rugged and very exclusive.

- Contrast Chrome and Gloss Black wheel finish
- Laced spokes and cast-aluminum rims
- Enables TPMS (tire pressure monitoring systems) on a laced wheel



## Screamin' Eagle® Performance Parts

Screamin' Eagle® stage kits and parts take performance to the next level with increased acceleration and improved passing power when compared to stock bikes. Screamin' Eagle®/Öhlins® Remote Reservoir Rear Shocks for Harley-Davidson® Touring models (pictured) were designed for Screamin' Eagle® Factory Team race bikes.





# BAGGER BROTHERS

By Gil Arevalo

Kyle Wyman and the H-D Screamin' Eagle® team just won the 2021 King of the Baggers Championship.

The pursuit of the crown began on May 2 at Michelin Raceway Road Atlanta. The first of a 3-race series, it was fast, intense, and close. Kyle battled and led throughout, but in the final seconds came in second, just behind Tyler O'Hara, last year's Bagger King.


Unscathed by the loss, Kyle and the Screamin' Eagle® team got back to work making adjustments to the bike and his riding. They even brought on Kyle's younger brother Travis as support and set him up on a bike with equal specs to his brother's, but dialed up to his own needs.

When Round Two at Road America came around, the Wyman's did not disappoint. Harley-Davidson® swept the podium with Kyle in first, Travis in second, and Vance & Hines Harley-Davidson's Hayden Gillim securing third.

Just hours after celebrating the win at Road America, Kyle broke his elbow racing in the Honos Superbike Championship on the same track. Eager to get back to the business of winning, he was on track again just a few weeks out of surgery, racing with an arm cast. On the day of the race, Kyle only needed to place in the top 6 to win the title by points. Instead, he led every lap, set a new record, and crossed the finish first—winning the race and the championship.

Setup is huge in just allowing the rider to get comfortable. If you're not comfortable on the bike, there's no way you're going to be able to go fast. **Suspension is huge, and even more so on these bikes.**

— Travis Wyman





## PREMIUM ADJUSTABLE PERFORMANCE SUSPENSION

Step up to the ultimate in handling and ride quality. Screamin' Eagle®/Öhlins® Remote Reservoir Rear Shocks for Harley-Davidson® Touring models were designed for Screamin' Eagle® Factory Team race bikes and it's what the Wymans had on their Road Glide® Special motorcycles. Fully adjustable for preload and compression/rebound damping, with a remote reservoir for optimal performance and style. Use these shocks to dial in your ideal combination of handling and ride, for the street or the track. Ride like a winner.



### 1 COMPRESSION ADJUSTER

Fine-tunes suspension to control the upward wheel movement when hitting a bump

Adjusts the speed at which the suspension compresses

Critical for balancing ride quality and suspension bottoming

### 2 REBOUND ADJUSTER

Fine-tunes the downward wheel movement after riding over bumps or potholes

Adjusts the speed at which the suspension returns from extension

Critical for balancing ride quality and suspension bounce

### 3 PRELOAD ADJUSTER

Critical to setting the proper suspension travel to soak up large potholes and absorb large bumps

Adjusts for rider sag—the amount the suspension drops under the weight of the rider and cargo

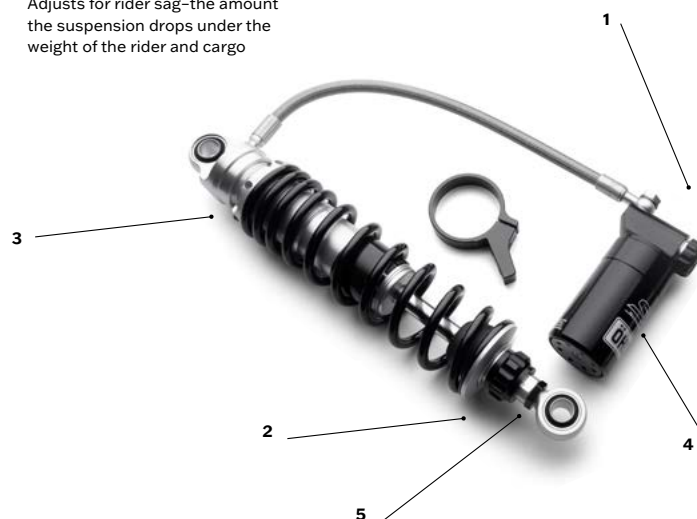
### 4 REMOTE RESERVOIR

Remote reservoir keeps the shock oil cooler to maintain damping performance

Internal bladder separates the oil from the nitrogen gas to reduce cavitation during aggressive riding

### 5 LENGTH

The shock length is adjustable from +8mm or -2mm over the standard height.



## PARTS & ACCESSORIES

# Screamin' Eagle®/Öhlins® Remote Reservoir Rear Shocks

Upgrade to Screamin' Eagle® Factory Race Team suspension with these performance rear shocks. These high-performance rear shocks for Touring models were designed with Öhlins specifically for Screamin' Eagle® Factory Team race bikes. Now you can experience the ultimate in handling and ride quality with these Screamin' Eagle®/Öhlins® Remote Reservoir Rear Shocks. These mono tube remote reservoir shocks are completely adjustable to match your riding style. Set the sag with the adjustable preload then fine tune the response with adjustable compression and rebound damping. These shocks perform great and add a performance style with a remote reservoir and exposed adjusters.



### Screamin' Eagle®/Öhlins® – Remote Reservoir Rear Shocks

Fits '14-later Touring models (except FLHTKL, FLHTCUL).

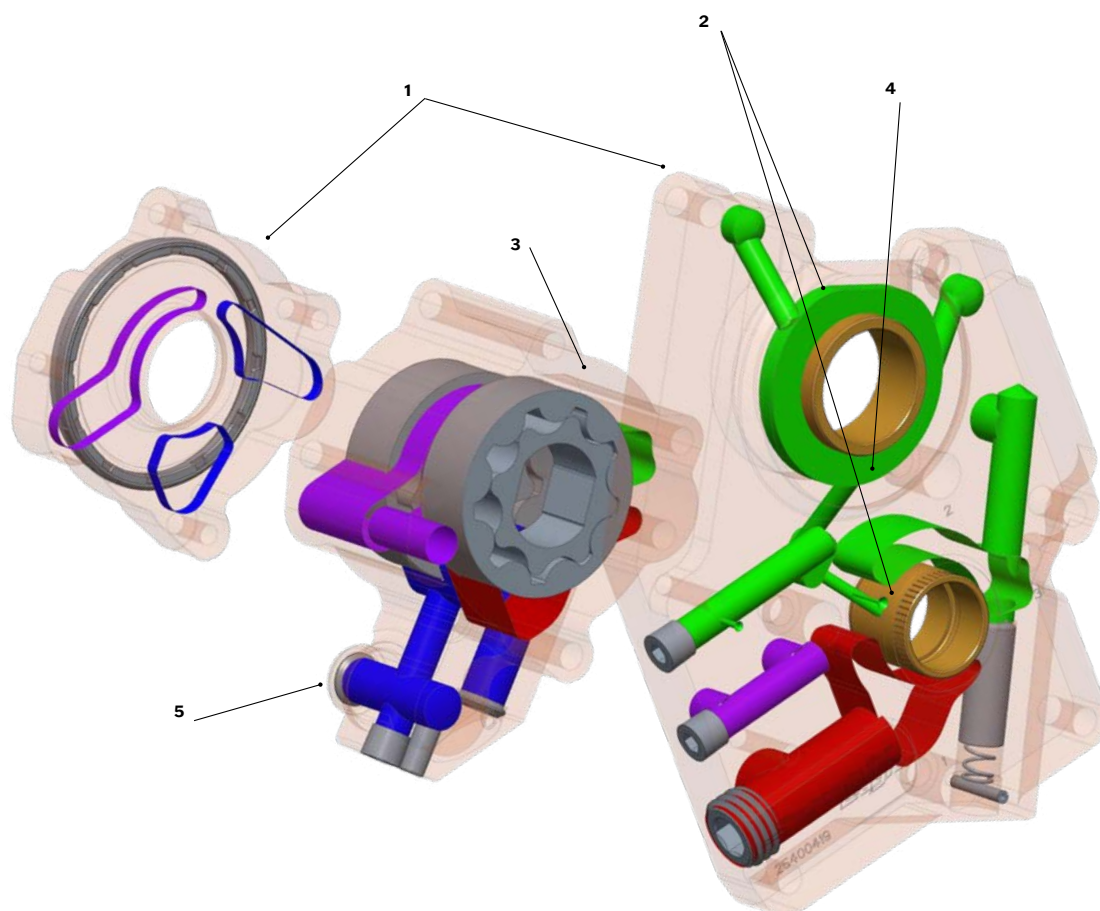
**Part Number:** 54000193

- Get a perfect factory fit. Reservoir brackets are designed to accommodate all Harley-Davidson® Two-Up accessories
- Expertly tuned by Öhlins and Screamin' Eagle for the aggressive performance bagger rider in mind
- Pre-load setting on both shocks allows suspension adjustment based on rider, passenger, and gear weight for optimal performance
- No tools required for compression and rebound damping adjustments so changes can be made quickly and easily
- High-performance style: Exposed remote reservoirs with stainless steel lines and Screamin' Eagle/Öhlins branding
- Progressive rate springs stiffen quickly for improved control when you pick up the pace
- Standard Height with +8/-2 mm of length adjustment
- High-pressure nitrogen gas-charged design resists heat fading
- Low-friction shaft/seal head design for smooth performance
- 36mm piston diameter
- Includes billet aluminum pre-load adjustment tool
- Fully serviceable and rebuildable



# SCREAMIN' EAGLE® HIGH VOLUME OIL PUMP & CAM SUPPORT PLATE KIT

A high-performance Milwaukee-Eight® engine deserves high-performance oiling. This new kit includes a Super Sucker oil pump to improve the oil flow rate to critical engine components, and a CNC machined billet aluminum cam plate for precise alignment of a high-performance cam and chain. It's the ideal component combination for a tuned-up Milwaukee-Eight engine. Install and ride hard with confidence.



## 1 6061 BILLET ALUMINUM

The cam support plate and oil pump are made from heat-treated 6061 billet aluminum with a surface-hardened orange anodized finish. CNC machining ensures precise dimensions and constant material thickness across the plate and pump, enabling perfect alignment of components.

## 2 660 BRONZE BUSHINGS

Pressed-in 660 Bronze cam and pinion shaft bushings provide enhanced wear resistance under increased loads from high-performance cams for miles of worry-free riding.

## 3 9% LARGER GEROTOR

The Super Sucker oil pump features a 9% larger gerotor for increased flow at idle and 33% more scavenge capacity compared to a 2020-Later Original Equipment oil pump, for increased performance, efficiency and engine durability.

## 4 HUB & SPOKE DESIGN

The hub-and-spoke oil passage design improves oil flow rate to critical engine components by minimizing restrictions from intersecting passages.

## 5 FILTERING

Two screens mounted in both pickups and a magnet in between the pickups provide extra oil filtering to remove potential contaminants before they can reach critical upper end components. This is key to promoting long life in high-performance engines.

## PARTS &amp; ACCESSORIES

**Screamin' Eagle®**

P/N 62400260

**Screamin' Eagle® Pro High Volume Oil Pump & Cam Support Plate Kit**

A high-performance Milwaukee-Eight® engine deserves high-performance oiling. This new kit(s) includes a Super Sucker oil pump to improve the oil flow rate to critical engine components, and a CNC machined billet aluminum cam plate for precise alignment of high-performance cam and chain. It's the ideal component combination for a tuned-up Milwaukee-Eight engine. Install and ride hard with confidence.

- Heat-treated 6061 billet aluminum cam support plate with an orange anodized finish is strong and rigid to provide superior strength, rigidity, and durability
- Pressed-in 660 bronze cam bushings provide enhanced wear resistance under increased loads from high-performance cams for miles of worry-free riding
- CNC-precision machining ensures precise dimensions and constant material thickness across the plate, enabling perfect alignment of cams and chains
- Oil pump features a 9% larger gerotor for increased flow at idle and 33% more scavenge capacity compared to a 2020-Later Original Equipment oil pump, for increased performance, efficiency and engine durability
- The hub-and-spoke oil passage design improves oil flow rate to critical engine components
- Upgraded filter protection promotes engine durability: Two screens mounted in both pickups and a magnet in between the pickups provide extra oil filtering to remove contaminants before they can reach critical upper end component

**Part Number:** 62400260

Fits '17-later models equipped with an Air/Oil-Cooled Milwaukee-Eight® engine.

**Part Number:** 62400264

Fits '17-later models equipped with a Twin-Cooled™ Milwaukee-Eight® engine.

## PARTS & ACCESSORIES

# Screamin' Eagle®



### Screamin' Eagle® Milwaukee-Eight® – Headbolt Kit

Fits '17-Later Milwaukee-Eight® engines.

**Part Number:** 10400069

Details matter when building a high-performance engine. Details like these Screamin' Eagle® Milwaukee-Eight® Head Bolts – made from 8740 chromoly to be 23 percent stronger than stock bolts. The ideal upgrade for big-displacement and high-compression racing applications or Stage III or Stage IV builds. Lock down your top end, for the long run.

- Black oxide finish with Screamin' Eagle logo provides corrosion resistance and showcases performance
- Premium 8740 chromoly steel bolts provide a 23% increase in ultimate strength and 23% increase in yield strength compared to Original Equipment head bolts for desirable clamp load on a higher-compression engine
- Cost savings – these bolts may be reused if the top end is disassembled for upgrades or service
- Perfect upgrade during a Screamin' Eagle® Stage III or Stage IV installation

## PARTS & ACCESSORIES

# Screamin' Eagle® Derby Covers

Advertise the goods. This bold new Screamin' Eagle® derby cover tells the world you've taken a Harley-Davidson® Milwaukee-Eight® engine beyond stock. Beautifully finished in chrome or gloss black, designed to fit many Touring, Trike and Softail® models.



### Derby Cover – Gloss Black

Fits '16-later Touring and Trike and '15-later FLHTCUL and FLHTKL models. Also fits '07-later Touring and Trike models equipped with Narrow-Profile Outer Primary Cover P/N 25700385 or 25700438.

**Part Number:** 25701403

- High contrast paint fill pops against derby cover finish while red Bar & Shield provides a premium performance look
- Gloss Black finish matches other dark finishes



### Derby Cover – Chrome

Fits '16-later Touring and Trike and '15-later FLHTCUL and FLHTKL models. Also fits '07-later Touring and Trike models equipped with Narrow-Profile Outer Primary Cover P/N 25700385 or 25700438.

**Part Number:** 25701404

- Black paint fill pops against derby cover finish while Red Bar & Shield provides a premium performance look
- Chrome finish matches other bright finishes



## PARTS & ACCESSORIES

# Screamin' Eagle® Derby Covers

Advertise the goods. This bold new Screamin' Eagle® derby cover tells the world you've taken a Harley-Davidson® Milwaukee-Eight® engine beyond stock. Beautifully finished in chrome or gloss black, designed to fit many Touring, Trike and Softail® models.



### Derby Cover – Gloss Black

Fits '18-later FLSB and '19-later Softail® models. Also fits '18 Softail models equipped with Narrow Profile Primary Cover P/Ns 25701077, 25700913, 25700937, 25700941, 25701039, 25701040 and 25701043.

**Part Number:** 25701407

- High contrast paint fill pops against derby cover finish while red Bar & Shield provides a premium performance look
- Gloss Black finish matches other dark finishes



### Derby Cover – Chrome

Fits '18-later FLSB and '19-later Softail models. Also fits '18 Softail models equipped with Narrow Profile Primary Cover P/Ns 25701077, 25700913, 25700937, 25700941, 25701039, 25701040 and 25701043.

**Part Number:** 25701408

- Black paint fill pops against derby cover finish while Red Bar & Shield provides a premium performance look
- Chrome finish matches other bright finishes

## PARTS & ACCESSORIES

# Function



### Milwaukee-Eight® – Oil Cooler Fan

Fits '17-later Touring models equipped with air/oil-cooled Milwaukee-Eight® engines. Does not fit models equipped with Twin-Cooled™ engines, Police or Freewheeler® models. Not compatible with Oil Cooler Cover P/N 25700633 or 25700634.

**Part Number:** 26800195

Traffic jam? This Oil Cooler Fan can help keep Milwaukee-Eight engine oil temperature under control if you find yourself idling or moving slowly in traffic, especially in hot weather. Fan automatically engages to lower oil temperature up to 50 degrees compared to an oil cooler without a fan. Weather-proof for durability.

- Perfect addition to a bike equipped with high performance components
- Ideal for bikes that see parade duty and other low speed or continuous idle situations
- Fan automatically engages when the engine oil temperature rises
- When in operation the Oil Cooler Fan can provide up to a 50 degree drop in oil temperature compared to an oil cooler without a fan
- The Harley-Davidson® Oil Cooler Fan utilizes weather-rated fans and electronics that are designed reliable service in the harsh motorcycle environment
- Engineered for bolt-on installation and plug-and-play compatibility with your bike's wiring harness without unhooking messy oil lines
- ECM reprogramming by a Harley-Davidson® Dealer is required to complete the installation
- No splicing or rewiring is required

## PARTS & ACCESSORIES

# Function



### Mid-Frame Air Deflector – Smoked

Fits '09-later Touring and Trike models. Not compatible with '17-later models equipped with Cool Flow™ Fan P/N 26800120, 26800121 and 26800128. Stock on '20-later CVO™ models.

**Part Number:** 57200356

Our new smoked Lexan Mid-Frame Air Deflector improves style and comfort. Fits perfectly between your Harley-Davidson® Touring or Trike frame and side panels to direct engine heat away from the rider and improve comfort on hot summer rides.

- Designed and tested for severe duty and extreme temperature applications
- Durable smoked Lexan material adds subtle style
- Easy to install and includes required mounting hardware



## PARTS &amp; ACCESSORIES

## Pan America™


**Pan America™**  
**– Sundowner™ Solo Seat**

Fits '21-later RA1250 and RA1250S models.

**Part Number:** 52000478

Have miles to ride before you sleep? The new Sundowner™ Solo Seat for Harley-Davidson Pan America 1250 models can help keep you comfortable and alert until the next gas stop or camp site. Its enhanced bucket shape and spherical-void foam construction is designed to reduce numbing pressure points, and waterproof construction means you won't have a soggy bum after the rain quits. Factory fit retains your bike's tool storage and high/low position features. Treat your passenger to a matching Sundowner™ Pillion (sold separately) for two-up comfort.

- Enhanced bucket design and spherical-void foam construction for improved long-haul comfort
- Waterproof construction and seam sealed stitch lines prevent water from soaking into the foam and leaving the rider with a damp bum
- Factory fit retains Original Equipment tool storage and high/low position features


**Pan America™**  
**– Sundowner™ Passenger Pillion**

Fits '21-later RA1250 and RA1250S models equipped with Sundowner Solo Seat P/N 52000478.

**Part Number:** 52400249

Provides a passenger Sundowner™ comfort with style that matches the Sundowner™ seat.

- Wider shape than Original Equipment pillion for added passenger comfort and confidence when riding on or off road
- Designed for Original Equipment mounting points and does not compromise rider seat features
- Waterproof construction and seam sealed stitch lines prevent water from soaking into the foam and leaving the rider with a damp bum



## PARTS &amp; ACCESSORIES

Pan America™


**Pan America™  
– Hand Wind Deflectors**

Fits '21-later RA1250 models. Original Equipment on RA1250S models.

**Part Number:** 55900297

Add protection from the elements. These lightweight Hand Wind Deflectors help keep wind, insects, small stones and trail-side branches from impacting the rider's hands and provide added comfort in cool weather.

- Added protection from the elements and environment for rider's hands and hand controls
- Easy to install on Original Equipment mounting points


**Pan America™  
–Steering Damper Kit**

Fits '21-Later RA1250 models. Original Equipment on RA1250S models.

**Part Number:** 45700068

Rocks. Ruts. That deep sand washes. Ride it all with more confidence after installing this Öhlins steering damper kit, designed and validated by Harley-Davidson specifically for the Pan America™ 1250 model. This premium steering damper enhances dynamic performance, especially during aggressive off-road riding. You'll moto with less fatigue and enhanced control. Get out there.

- Reduces fatigue by damping handlebar motion while off-road
- Kit includes bracket, damper, and necessary Installation hardware
- Factory designed for ideal fit and function

## H-D® BATTERY CHARGERS

These new H-D® chargers are designed to do more than just charge your H-D® motorcycle battery. These chargers will effortlessly charge multiple battery voltages (6 and 12 volt) with chemistries such as flooded, gel, AGM and Lithium. You can also charge different types of batteries such as deep-cycle, marine, powersport and more. The chargers are completely automatic. You can leave these chargers plugged in 24/7 with no worries of overcharging. Best of all there is no technical knowledge required. Chargers are designed for use in any climate, altering each charge based on the ambient temperature and providing a more accurate recharge.

### Additional Features

#### SMART INDICATORS

H-D Chargers have smart indicators and diagnostics to quickly detect when the battery charger is connected in reverse polarity, connected to an incompatible battery, or if the battery is failing. These Chargers provide simple troubleshooting using advanced diagnostics




- Battery Failure
- Reverse Polarity
- High Voltage
- Standby

#### ERROR CONDITIONS PROVIDED

- Battery Below Start Voltage
- Reverse Polarity
- Battery Will Not Hold Charge
- Bulk Charge Timeout
- Battery Above Protection Voltage
- Charger Internal Temperature Too High
- Charger Ambient Temperature Too Cold

#### BRING BATTERIES BACK TO LIFE

- Auto Desulfation mode
- Auto Detection mode
- Auto Repair mode
- \* Featured only on 5 AMP charger
- \* Only applicable to flooded, gel, and AGM batteries

	SMART INDICATORS	ERROR CONDITIONS PROVIDED	BRING BATTERIES BACK TO LIFE
1AH DUAL-MODE			
	✓	✓	✗
2AH DUAL-MODE			
	✓	✓	✗
5AH DUAL-MODE			
	✓	✓	✓

## PARTS & ACCESSORIES

# Dual-Mode Battery Chargers

Avoid the dead battery blues with a new Harley-Davidson® Dual-Mode Battery Charger. Ideal for today's popular motorcycle battery technologies, these chargers can automatically charge and maintain Harley-Davidson® Lithium LiFe or AGM Lead-Acid batteries, and just about any other battery in your home shop. Available with a 1.0 amp or 5.0 amp charging rate for a single battery, or charge and maintain up to four batteries at once with the 4-bank, 2.0 amp Dual-Mode charger. No motorcycle battery charger system offers more value and versatility, backed by a 5-year warranty.



P/N 66000304

### 1 Amp Dual Mode – Battery Charger

This fully-automatic Harley-Davidson® Dual-Mode Battery Charger is ideal for short- or long-term motorcycle battery charging needs.

- Selectable charge options provide optimal charging for Harley-Davidson™ Lithium LiFe or AGM Lead-Acid batteries
- Can be used to charge 12 volt and 6 volt batteries
- Can be used with existing Harley-Davidson™ battery charging cords - no additional charging cords needed
- Maximum charge rate of 1 amp
- Harley-Davidson tested and validated
- Backed by a 5-year limited warranty

For use within the United States, Canada, Mexico and South America. Fits all models.

**Part Number:** 66000304

For use within Europe, and the Middle East. Fits all models.

**Part Number:** 66000308

For use within the United Kingdom. Fits all models.

**Part Number:** 66000305

For use within Australia and New Zealand. Fits all models.

**Part Number:** 66000307

For use within Japan. Fits all models.

**Part Number:** 66000306

## PARTS & ACCESSORIES

# Dual-Mode Battery Chargers



### 2.0 Amp Dual-Mode – Battery Charging Station

Fits all models.

**Part Number:** 66000319

Keep all your bikes fully charged and ready to ride. This fully-automatic 4-bank Harley-Davidson® Dual-Mode Battery Charger is perfect for short- or long-term motorcycle battery charging needs.

- 4-bank charging station can charge and maintain up to 4 batteries at once
- Selectable charge options provide optimal charging for Harley-Davidson™ Lithium LiFe or AGM Lead-Acid batteries
- Can be used to charge 12 volt and 6 volt batteries
- Can be used with existing Harley-Davidson® battery charging cords - no additional charging cords needed
- Maximum charge rate of 2 amp
- Harley-Davidson tested and validated
- Backed by a 5-year limited warranty



## PARTS &amp; ACCESSORIES

## Dual-Mode Battery Chargers



P/N 66000309

**5.0 Amp Dual-Mode  
– Battery Charger**

Fits '21-later RA1250 and RA1250S models.

**Part Number:** 52000478

This fully-automatic Harley-Davidson® Dual-Mode Battery Charger is perfect for short- or long-term motorcycle battery charging needs.

- Selectable charge options provide optimal charging for Harley-Davidson™ Lithium LiFe or AGM Lead-Acid batteries
- Can be used to charge 12 volt and 6 volt batteries
- Can be used with existing Harley-Davidson® battery charging cords - no additional charging cords needed
- Features repair mode for AGM batteries
- Maximum charge rate of 5.0 amp
- Harley-Davidson tested and validated
- Backed by a 5-year limited warranty

For use within the United States, Canada, Mexico and South America. Fits all models.

**Part Number:** 66000309

For use within Europe, and the Middle East. Fits all models.

**Part Number:** 66000313

For use within the United Kingdom. Fits all models.

**Part Number:** 66000310

For use within Australia and New Zealand. Fits all models.

**Part Number:** 66000312

**IMPORTANT—PLEASE READ:** We have tried to make this catalog comprehensive and factual. All product descriptions (including depictions, specifications, dimensions, measurements, ratings and competitive comparisons) are based on available information at the time of publication. Although such descriptions are believed correct, errors and changes can occur and complete accuracy cannot be guaranteed. Harley-Davidson may make changes at any time to prices and specifications, and may change or discontinue any of the items depicted in this catalog, without notice and without incurring any obligation. **ATTENTION:** Vehicles in the configurations shown and the accessories described in this catalog may not be available for sale or use in some locations. Please check with your dealer for complete product details and the latest information.

Selection varies by dealership. Prices listed are generally the Manufacturer's Suggested Retail Price (MSRP), excluding taxes and shipping, and are subject to change without notice. Prices at local dealerships may vary. All Harley-Davidson Motor Company eCommerce orders will be fulfilled and shipped by Harley-Davidson Motor Company as the agent for the Selling Dealer. All taxes are extra. Harley-Davidson reserves the right without prior notice to discontinue at any time any of the items herein or change specifications or designs without incurring any obligation to the customer. All items are subject to availability and prior sale by our dealers.

**TRADEMARKS:** All For Freedom Freedom For All, Aluminator, Badlander, Bar & Shield logo, Blackline, Boom!, Brawler, Breakout, CoolFlow, Cross Bones, Cruise Drive, Custom Coverage, Custom Vehicle Operations, CVO, Dark Custom, Daymaker, Destroyer, Detonator, Deuce, Diamond Back, Diamondback, Digital Technician, Disc Glide, Dominion, Dyna, Eagle Iron, Electra Glide, Electra Glo, Evolution, Fat Bob, Fat Boy, Forty-Eight, Freewheeler, Get-A-Grip, Hard Candy Custom, Harley, Harley-Davidson, Harley-Davidson Street, Harley Owners Group, HD, HDMC, H-D, H-D1, Heritage Softail, Heritage Springer, H.O.G., HOG, Hog Ties, HoldFast, Hugger, Iron883, Kahuna, Low Rider, Night Rod, Night Train, Nightster, Profile, Reach, Reflex, Revolution, Revolution X, Road Glide, Road King, Roadster, Road Tech, Road Zeppelin, Rocker, Screamin' Eagle, Seventy-Two, Signature Series, Softail, Softail Slim, Spectra Glo, Sport Glide, Sportster, Springer, Street, Street Bob, Street Glide, Street Rod, Street Stalker, Sturgis, Sundowner, Sun Ray, Sunwash, Super Glide, SuperLow, SuperLow 1200T, Switchback, SYN3, Tallboy, ThunderStar, Tomahawk, Tour Glide, Tour-Pak, Tri-Glide, T-Sport, Twin Cam 88, Twin Cam 88B, Twin Cam 96, Twin Cam 96B, Twin Cam 103, Twin Cam 103B, Twin Cam 110, Twin Cam 110B, Twin-Cooled, Ultra Classic, V-Rod, V-Rod Muscle, VRSC, Wide Glide, Willie G, XR1200, XR1200X and the Harley-Davidson Genuine Motor Parts and Genuine Motor Accessories Logo are among the trademarks of H-D U.S.A., LLC. All other trademarks are the property of their respective owners.

The sale or use of these parts or accessories does not grant the purchaser a license or other right under any Harley-Davidson patent.

©2021 H-D or its Affiliates. H-D, Harley, Harley-Davidson and the Bar & Shield Logo are among the trademarks of H-D U.S.A., LLC. Third-party trademarks are the property of their respective owners.

